



Investigating the Autogenous Regulation of bS21 in *Francisella tularensis*

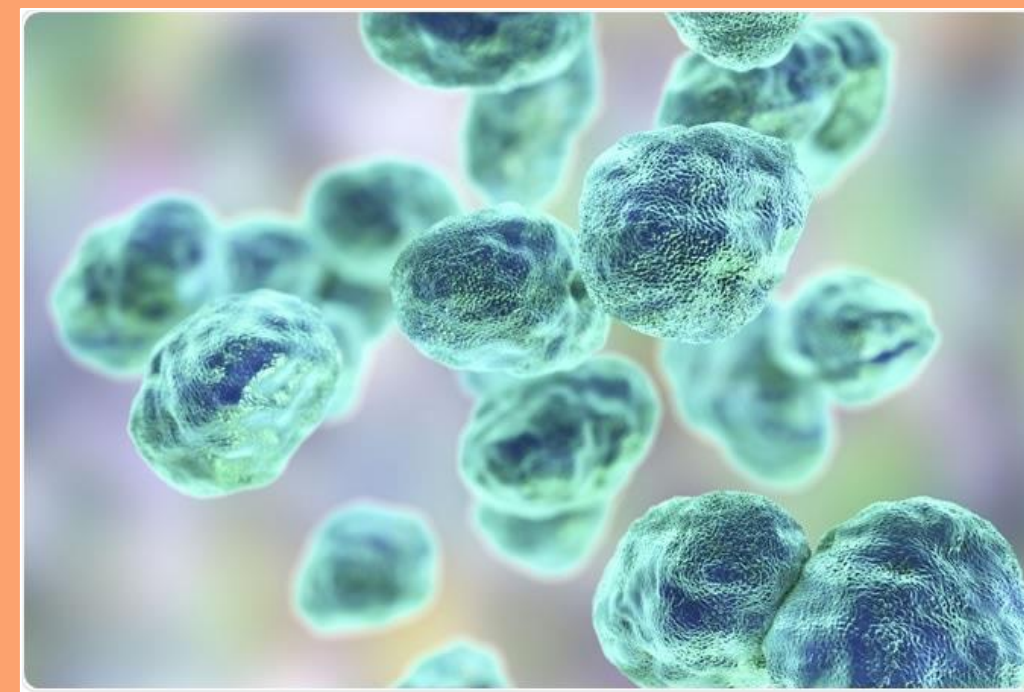
Sierra Schmidt¹, Aisling Macaraeg¹, Dan Floyd¹, Hannah Trautmann¹, Kathryn Ramsey^{1,2}

¹Department of Cell and Molecular Biology
²Department of Biomedical and Pharmaceutical Sciences

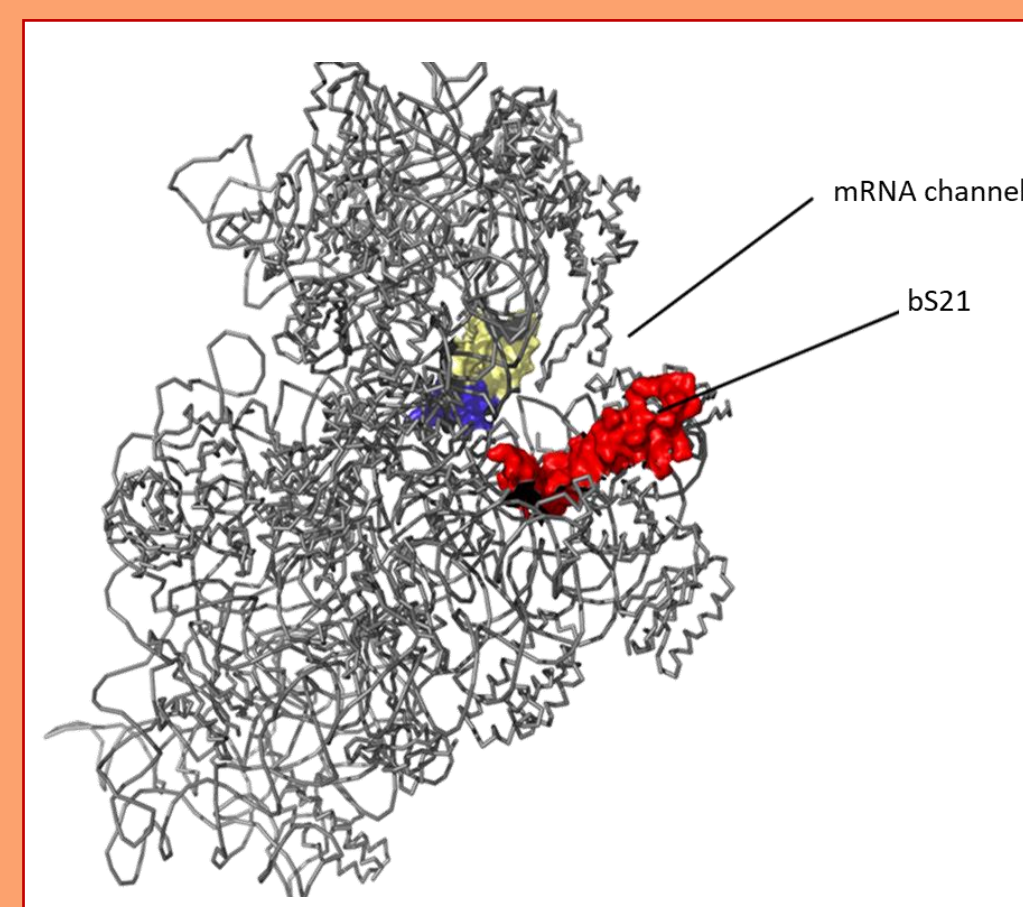
Introduction

Francisella tularensis

- Gram-negative
- Intracellular pathogen
- Causes tularemia
- Potential bioweapon



bS21: a small subunit ribosomal protein involved in translation initiation



Three homologs in *F. tularensis*

- Leads to ribosome heterogeneity
- Loss of bS21-2
- Influences virulence factors and intramacrophage growth

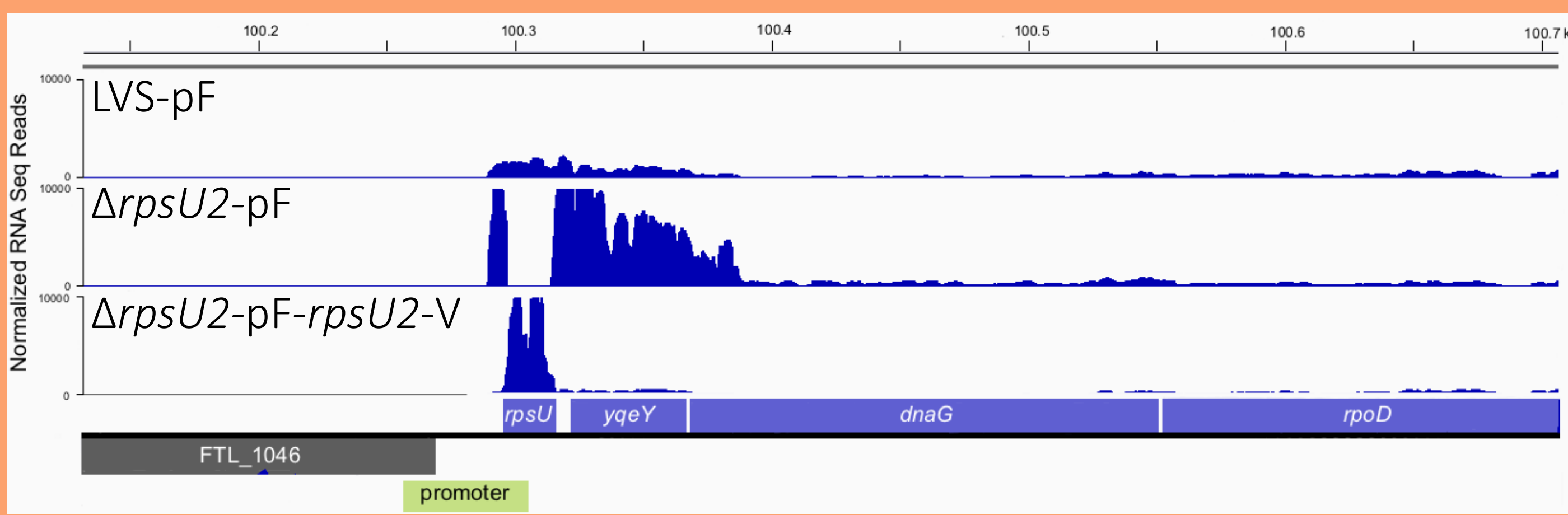
Location of bS21 in the small subunit of the *E. coli* ribosome.

Study Goals

Understand the regulation of the bS21 homologs

- How does bS21-2 affect its own production?
- How do bS21-1 and bS21-3 affect bS21-2 production?

bS21-2 Regulates its Own Expression

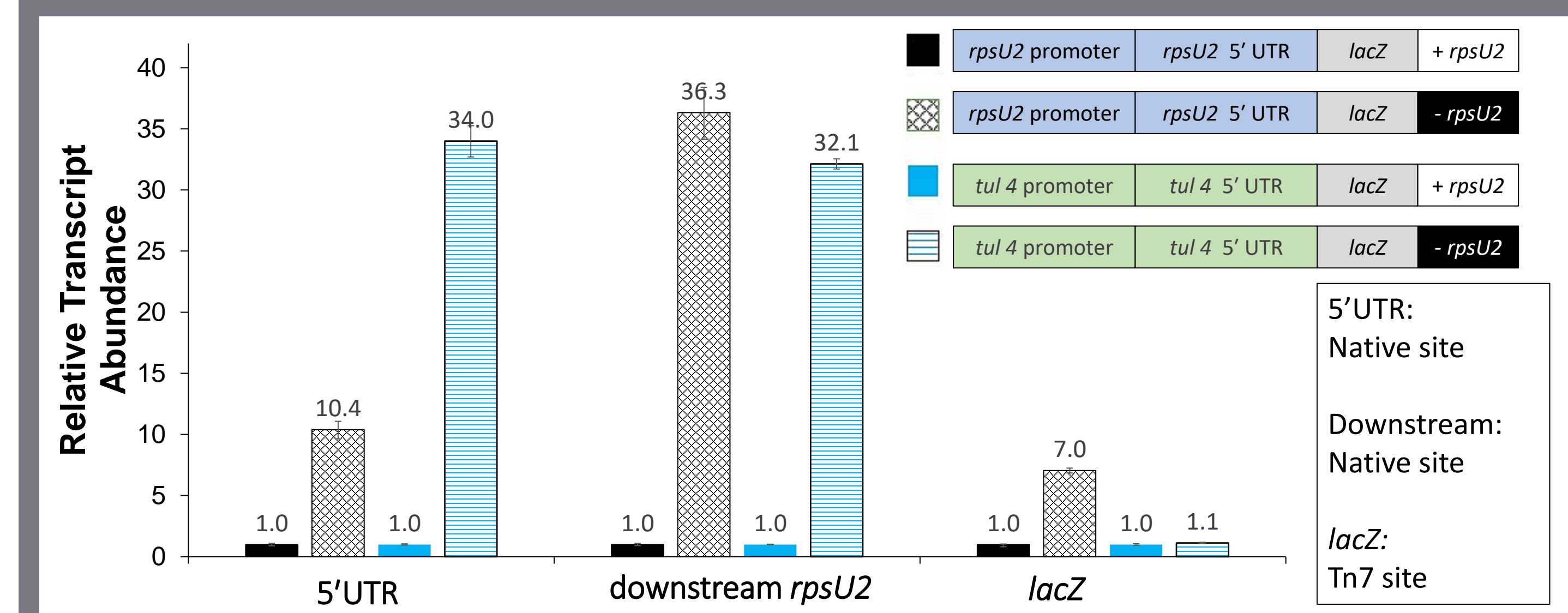


Results

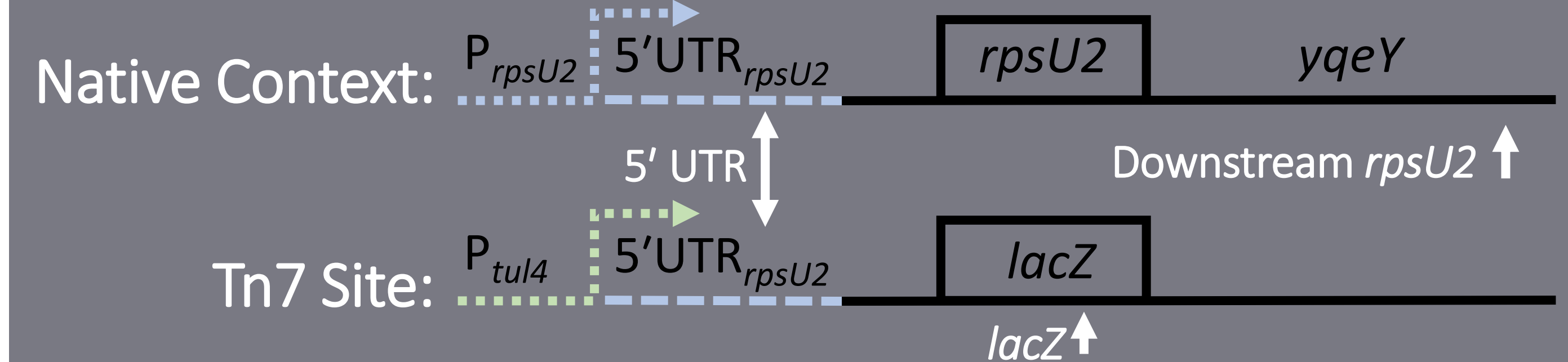
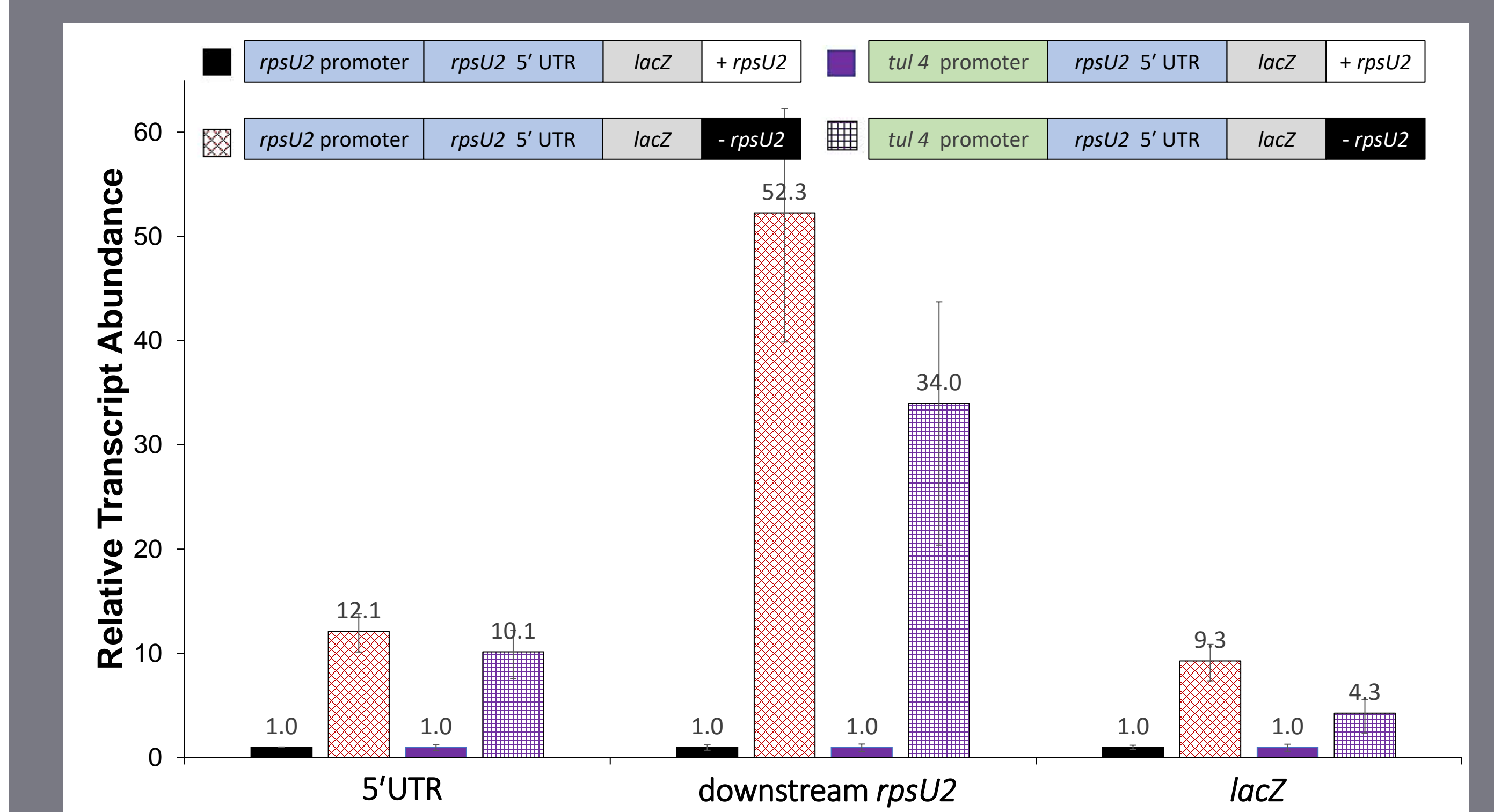
Constructs and Predictions

Construct	Cells with bS21-2 (WT)	Cells without bS21-2 ($\Delta rpsU2$)
<i>tul4</i> promoter, <i>tul4</i> 5' UTR, <i>lacZ</i>	+++	+++
<i>rpsU2</i> promoter, <i>rpsU2</i> 5' UTR, <i>lacZ</i>	+	++++
<i>rpsU2</i> promoter, <i>tul4</i> 5' UTR, <i>lacZ</i>	?	?
<i>tul4</i> promoter, <i>rpsU2</i> 5' UTR, <i>lacZ</i>	?	?

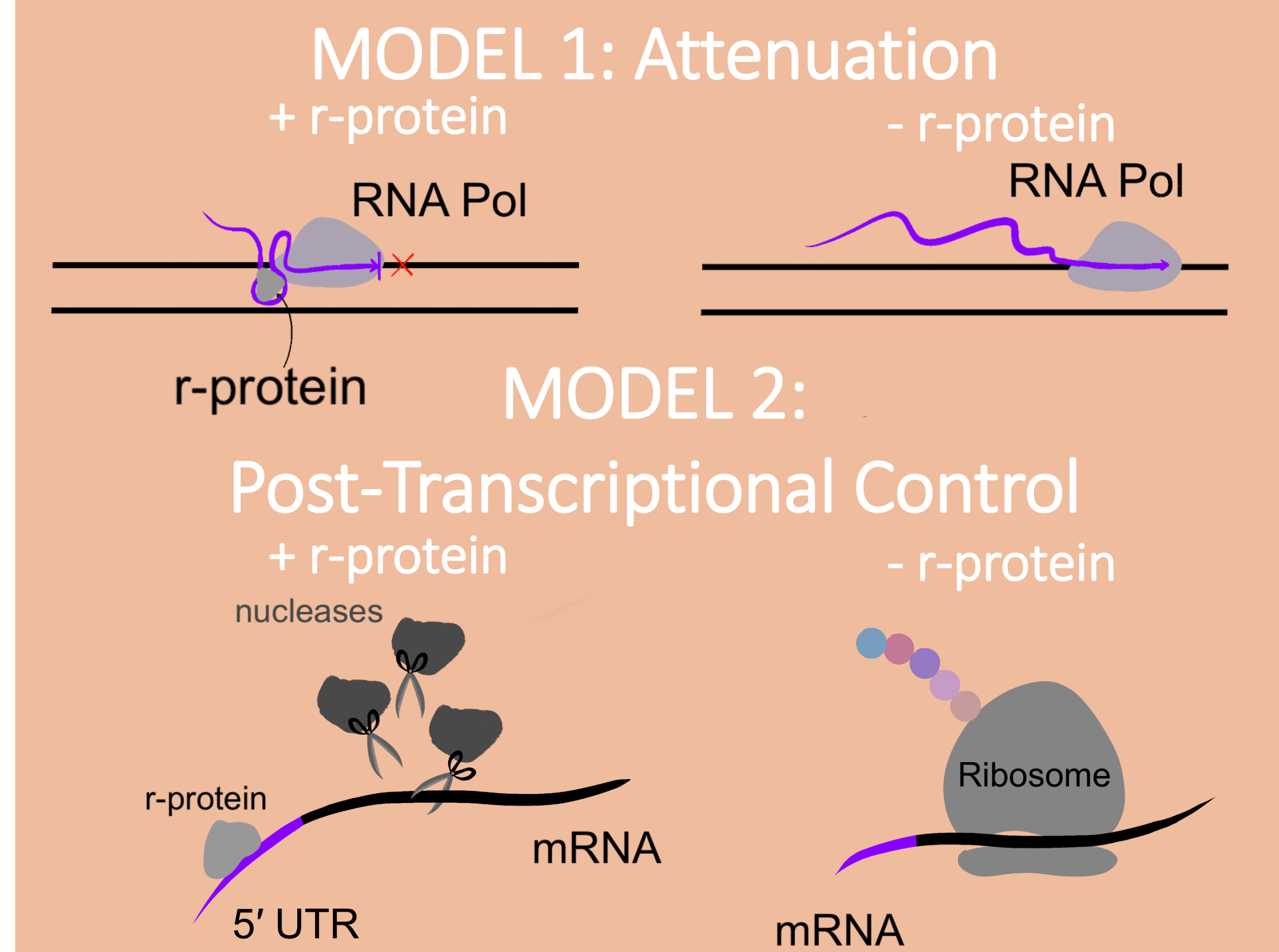
tul4 5' UTR is Not Regulated by bS21



rpsU2 5' UTR Permits Regulation by bS21



Ribosomal Protein Regulation



Conclusions

- The 5' UTR of the *rpsU2* gene is sufficient to permit regulation by bS21

Future Directions

- Test the *rpsU2* promoter's contribution to the regulation of bS21-2
- Assess the relationship between transcript and protein abundance with *lacZ*
- Examine post-transcriptional model via degradation assays

References

- Burgos, H. L., O'Connor, K., Sanchez-Vazquez, P., & Gourse, R. L. (2017). Roles of Transcriptional and Translational Control Mechanisms in Regulation of Ribosomal Protein Synthesis in *Escherichia coli*. *Journal of Bacteriology*, 199(21), e00407-17. <https://doi.org/10.1128/JB.00407-17>
- Lindahl, L., Archer, R., & Zengel, J. M. (1983). Transcription of the S10 ribosomal protein operon is regulated by an attenuator in the leader. *Cell*, 33(1), 241-248. [https://doi.org/10.1016/0092-8674\(83\)90353-7](https://doi.org/10.1016/0092-8674(83)90353-7)
- Nomura, M., Gourse, R., & Baughman, G. (1984). Regulation of the synthesis of ribosomes and ribosomal components. *Annual Review of Biochemistry*, 53, 75-117. <https://doi.org/10.1146/annurev.bi.53.070184.000451>
- Trautmann, H. S., Ramsey, K. M., (2022). A ribosomal protein homolog governs gene expression and virulence in a bacterial pathogen. *Journal of Bacteriology*. In Press.
- Zengel, J. M., & Lindahl, L. (1994). Diverse mechanisms for regulating ribosomal protein synthesis in *Escherichia coli*. *Progress in Nucleic Acid Research and Molecular Biology*, 47, 331-370. [https://doi.org/10.1016/s0079-6603\(08\)60256-1](https://doi.org/10.1016/s0079-6603(08)60256-1)