

MASTERING PRESENTATION SKILLS

Facilitator: Neha Agrawal
Academic Communication Expert
WiseUp Communications



Session 3 of 3



1

AGENDA FOR THE DAY



- 1 → Recap from Day 2
- 2 → Complete PPT techniques
- 3 → Sharpen your oratory skills
- 4 → Guide to resources
- 5 → Meeting expectations
- 6 → Go master your presentation!



Copyright © WiseUp Communications

2

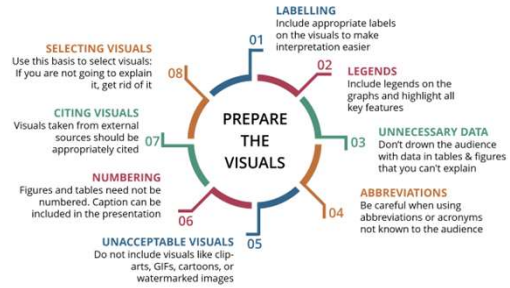
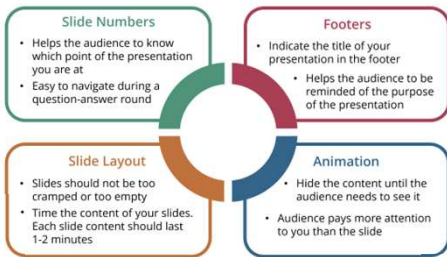
RECAP FROM DAY 2

WORK ON SLIDE TEXT



- Limit the amount of text**
 - Follow 7 by 7 principle
 - Avoid using full sentences
- Use appropriate Case**
 - Use Title Case only for slide titles
 - Use Sentence case for the slide content
 - Avoid UPPER CASE for the slide content
- Make slides reader-friendly**
 - Use font size – 20 - 28pt for normal text, – 32 - 44pt for headings and – 12 - 14pt for references
 - Minimize or avoid use of Word Art & Italics
 - Use **Bold** or Underline only to highlight

TAP USEFUL OPTIONS



Exploring the utility of silane cross-linkers for synthesis of superhydrophobic antibacterial fabrics

Oral Examination
Master of Engineering
presented by
Agrawal Neha
Postgraduate
School of Materials Science and Engineering
11th March 2019



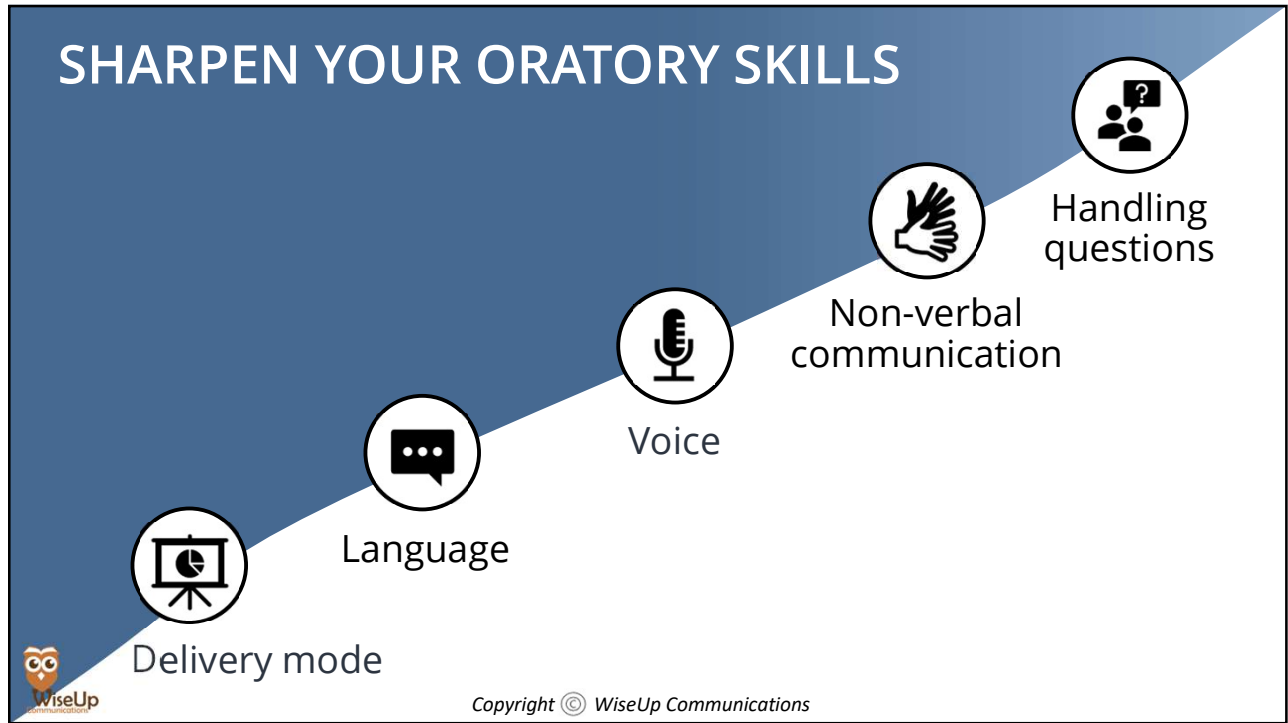
Copyright © WiseUp Communications

3

LEARN MODERN PPT TECHNIQUES

Picking colours from an image	Choosing your colour palette	Creating your own PPT template	Using animations on presentation slides
How to search for PPT ideas on google	Merging, breaking, and grouping shapes	Using vertical and horizontal alignments	How to use and source icons
Setting transparency to your advantage			

4



5



6

DELIVERY MODE



Quoting from memory

Reading from manuscript



Reading off the slide



Copyright © WiseUp Communications

7

LANGUAGE

Short sentences with active verbs are easier to follow

Transition words establish logical links for audience

Verbal signposts display structure of presentation

Technical jargon & specific quantifiers show knowledge

Formal & factual statements establish credibility

Avoid bringing attention to nervousness

Short Sentences

Transition words

Verbal signposts

Accurate expression

Credible speaker

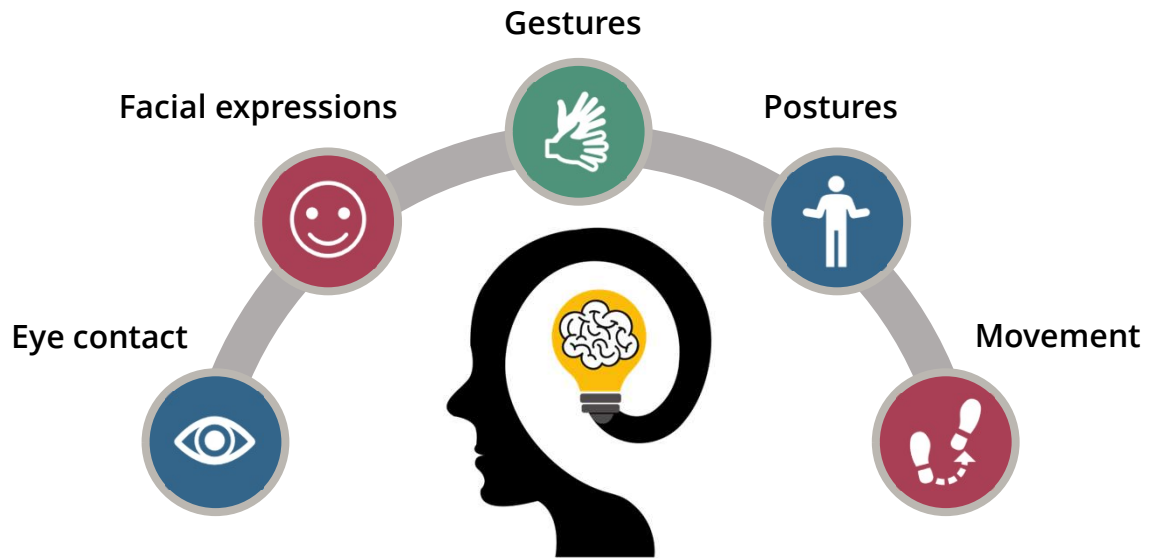
Confidence



Copyright © WiseUp Communications

8

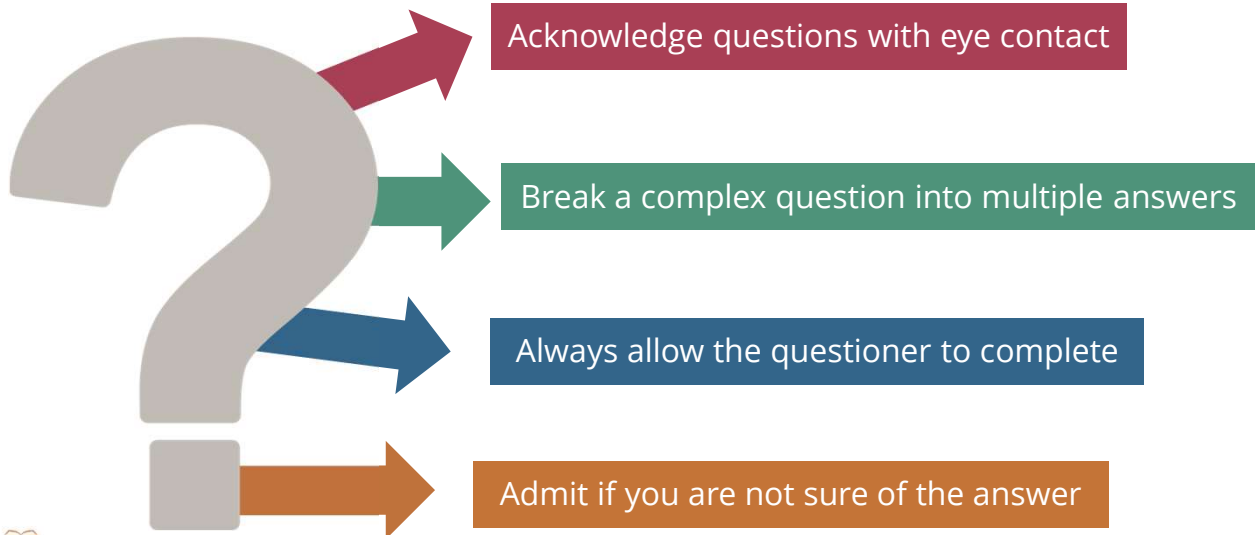
NON-VERBAL COMMUNICATION



Copyright © WiseUp Communications

9

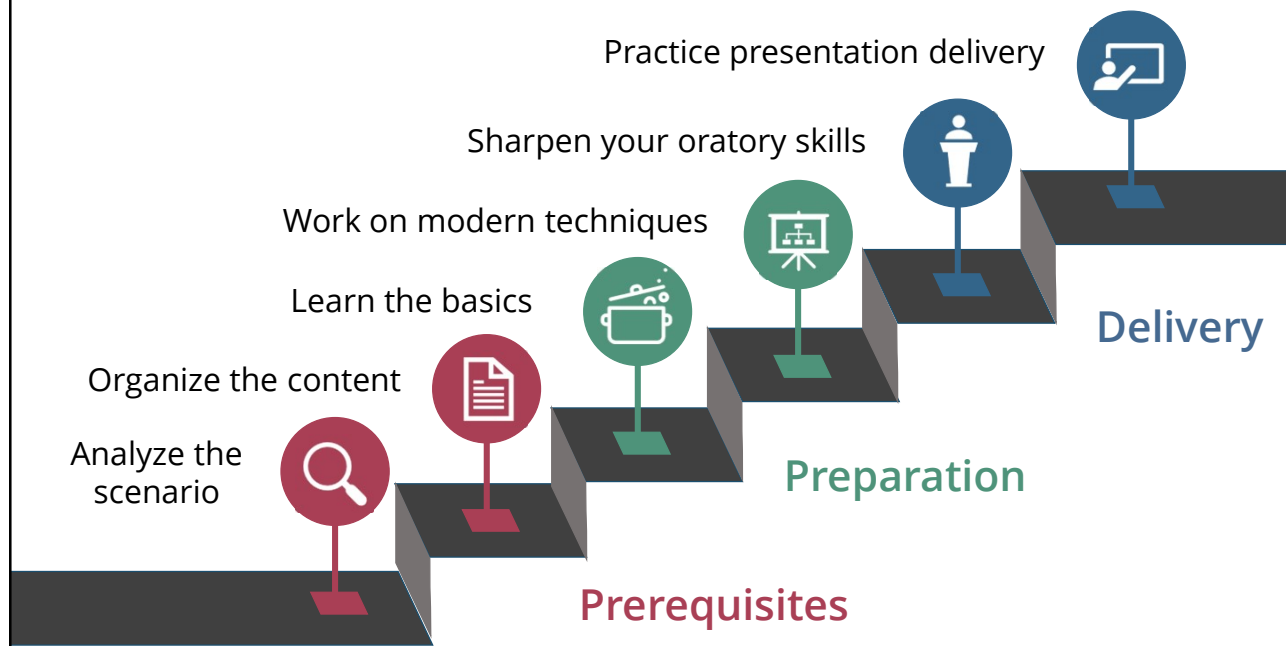
HANDLING QUESTIONS



Copyright © WiseUp Communications

10

OVERVIEW TO MASTERING A PRESENTATION



11


GUIDE TO RESOURCES



Designing Effective Scientific Presentations

by Susan McConnel (Stanford) - <https://www.youtube.com/watch?v=Hp7ld3Yb9XQ>

Modern PPT techniques by Andrew Pach - <https://www.youtube.com/c/LearnFromMeNet/videos>



Colour codes from images: <https://imagecolorpicker.com/en/>

Preparing colour Palettes: <https://colors.co/>

Choosing colour Palettes: <https://colorhunt.co/>



Videos for improving oral presentation skills:

3MT Winners - https://www.youtube.com/results?search_query=three+minute+thesis+3mt

Hand gestures - https://www.youtube.com/watch?v=zn2iRG7bl2I&ab_channel=VanessaVanEdwards



Copyright © WiseUp Communications

12

SUMMARIZE OUR LEARNINGS



Received ingredients to mastering a presentation



Analyzed the situation before preparing the presentation



Learnt how to organize the content for the presentation



Learnt the basics of preparing a presentation



Worked on modern PPT techniques

Learnt how to sharpen our oratory skills



Received guide to resources for future



Successfully prepared to master our presentation!



Copyright © WiseUp Communications

13



14