

M1911-A1 REDUX

re·dux (rē-dŭks')

adjective

Brought back; returned. Used postpositively.

Drawings of the Government Model M1911-A1 Semi-Automatic Pistol,
Originally Designed by John Browning for Colt Firearms Company,
Completely 3D CAD Modeled and Redrawn
With Present-Day Standards and Technology
by Rio Benson, Benson Consulting, LLP, ©2010

FROM RIO BENSON, BENSON CONSULTING, LLP, ON THE PREPARATION OF THESE DOCUMENTS

To qualify my efforts in the development of this drawing package: As a Machine and Mechanical Designer, I've been preparing drawings to DOD-100/1000 and ASME/ANSI Y14 standards, for a living, for more than a half century. I am also a shooter and a firearms enthusiast with sporting experience since my mid-teens and significant military firearms experience from my late teens to my late-twenties. I am also an avid fan of John M. Browning and the "original" M1911.

Historically, when the drawings for John M. Browning's Colt M1911 were first created, there was little in the way of '*consensus*' standards to guide the designers and manufacturers of the day in either drawing format or in DOD documentation of materials and finishes. For the most part, these were added, hit or miss, in later drawing revisions. Furthermore, due to the original design's flawless practicality and its amazing longevity, the government's involvement, and the fact that in the ensuing 100-plus years of production the M1911 design has been officially fabricated by several different manufacturers, the drawings have gone through many, many revisions and redraws in order to accommodate all these various interests. These '*mandated by committee*' redraws and revisions were not always made by the most competent of designers, and strict document control was virtually non-existent at the time. All of this has led to an exceedingly sad state of credibility, legibility, and even the availability of legitimate M1911 drawings today.

Granted, the M1911 is still being produced by a multitude of manufacturers, but obviously not to the original drawings. The current manufacturers have their own documentation, including their own modifications and production improvements. Because of their competitiveness, there is little chance any of these current manufacturers will publish or furnish any part of their documentation, since they might be giving away some of their trade secrets. Of course, we must assume that none of these manufacturers have ever heard of "reverse engineering" [LOL].

With that being said, I have noticed numerous requests for M1911 drawings over the years, and now having the time, the knowledge, and the means, I decided to model the M1911 in 3D, using SolidWorks 2009, and then create **updated** drawings from those models. My source for the original[?] drawings came, free of charge, from the internet. As a drawing set for the M1911 these were better than nothing, but they were full of misinterpretations, errors, omissions, in addition to being very difficult to read. Unfortunately, that was all that was available.

Due to the poor legibility of the reduced drawing sizes, original drafting quality, and reproducibility of the source documents, and also of the collective questionable veracity of revision status, a number of assumptions and even interpolations had to be made in the creation of the subject documentation package. While every attempt was made regarding the maintenance of technical correctness and completeness, I (Rio Benson), or Benson Consulting, LLP, cannot warrant or guarantee the package's accuracy or suitability for manufacture, and recommend its use be limited to only that of a source of interesting and historical information. This package is furnished free of charge, and the user must assume any and all liability in any connection with its use. The laws regarding intellectual property apply here. This documentation may be published and distributed freely as a complete package, without charge, provided nothing is altered in any way. Furthermore, this writing is an integral part of the package and must accompany it in any of its published forms. By the way, this package prints best on a tabloid (11 x 17 inch) printer, color or no. Only two sizes of drawing format were used, B (11 x 17) and D (22 x 34). The advantage of the D size is less format per drawing area. The D size printed on a tabloid sheet results in a half-size reproduction (half-size is not half a sheet; do your math) that is still quite legible for all but the legally blind.

All of the SolidWorks 2009 models and drawings created for this package are available from me, at BensonConsulting@earthlink.net, for a small fee to help cover my expenses in materials, equipment, and time. While I will gladly assist anyone wishing it, technically, I am not in the habit of doing anyone's work for them without some form of compensation.

The approach to the updated modeling and redrawing contained in this package was as follows:

1. Wherever possible, 'turn-of-the-century' machine shop methodology and technology was used in determining the design intent of the original documentation.
2. Otherwise, no attempt was made to arbitrarily change any dimensions or tolerances, however costly they would be to reproduce. There were, however, a few instances where the "original" dimensions were geometrically impractical to fabricate or were incorrect, thus dictating a change. Furthermore, the application of current drafting standards required some additional changes. Overall, and as an added benefit, the changes made should make the drawings more legible, logical, and easier to read.
3. Manufacturing technology in materials, heat treatment, and finishes have changed considerably in the past several years, thereby making virtually all of the "original" drawing notes obsolete. In fact most of the standards and specifications originally referred to have been obsoleted or superseded. As a result the remaining drawing notes, referring primarily to materials, heat treatment, and finish, have been standardized and updated to what is currently available and more practical from a manufacturing standpoint in this package.
4. Some of the newer methods in drafting technology, such as Geometric Dimensioning and Tolerancing, and particularly that of True-Position Dimensioning, have been purposefully avoided in this effort. These were not available for the original design, *nor were they necessary*. The use of these practices becomes economically feasible only in high volume production applications where the technical expertise is available, and the purchase and deployment of expensive Coordinate Measuring Machines (CMM) and costly templates and gages can be justified. Seldom, if ever, are the tried and true bilateral tolerancing methods of the past insufficient to manufacture excellent parts. Case-in-point, the decades old M1911-A1 design, itself, using no Geometric Tolerancing, has had a success and longevity that is unmatched throughout all industry. Go figure! [BG]
5. No attempt was made to make these drawings DOD compliant. The driving intent here was to illustrate dimensional accuracy and functionality of the overall design. Markings, references to inspection of surface hardness, and other superfluous military requirements were omitted. The optional alternative designs were generally used since they represent improved or simplified fabrication methods.

In the creation of this documentation package, a number of issues became quite obvious and apparent: To begin with, it is doubtful the multitude of the very complex and intricate features found on the many parts of the M1911-A1 were present, or even necessary, in John M. Browning's original design before Colt and the government got hold of it. This sort of complexity was just not his style, and moreover, is probably the result of too many cooks stirring the soup. The result is a firearm that is simply too expensive to fabricate for today's consumer market, without radical simplification. Hence, resulting "copies" of the M1911-A1 are now being produced by many very expert manufacturers, that when disassembled and measured would bear little resemblance to what is described in this package. For ***my money*** and in my opinion, the modern "copies" are usually better weapons than the so-called "original", and are probably closer to what John Browning originally intended.

NOTES:

1. PISTOL IS SHOWN IN CONDITION ONE, COCKED, LOCKED AND LOADED.
2. $\varnothing .0625 \pm .0005$ MATCH DRILL AT ASSY THRU EXISTING HOLE IN ITEM 1, RECEIVER, AND LONG LEG OF ITEM 22, EJECTOR, PRIOR TO PRESS-FIT ITEM 23, EJECTOR PIN.

TAB LOCKS INTO CIRCULAR
SLOT IN ITEM 1, RECEIVER

SECTION C-C
SCALE 3 : 1

SEE NOTE 2

NOTICE GRASP ON
CARTRIDGE CASE

SECTION B-B

SECTION D-D
SCALE 3 : 1

SECTION A-A

BOM Table

ITEM	QTY.	PartNo	DESCRIPTION
1	1	6535359	RECEIVER
2	1	6147780	TRIGGER ASSEMBLY
3	1	6008602	SPRING, SEAR [MFA]
4	1	5503841	HOUSING, MAINSPRING
5	1	5013213	PIN, RETAINER, MAINSPRING HOUSING
6	1	5013208	MAINSRING
7	1	5013209	CAP, MAINSPRING
8	1	BC10091602	PIN, MAINSPRING CAP
9	1	5013212	PIN, MAINSPRING HOUSING
10	1	7268068	SEAR
11	1	6008603	DISCONNECTOR
12	1	5013211	PIN, SEAR
13	1	5503839	HAMMER
14	1	6008600	STRUT, HAMMER
15	1	5013207	PIN, HAMMER STRUT
16	1	5013206	PIN, HAMMER
17	1	6501828	SAFETY, GRIP
18	1	5503840	LOCK, SAFETY
19	1	6008609	CATCH, MAGAZINE
20	1	5013217	SPRING, MAGAZINE CATCH
21	1	5013218	LOCK, MAGAZINE CATCH
22	1	6019024	EJECTOR
23	1	5013203	PIN, EJECTOR
24	1	7790314	SLIDE

BOM Table

ITEM	QTY.	PartNo	DESCRIPTION
25	1	5013197	SIGHT, FRONT
26	1	5013196	SIGHT, REAR
27	1	5013204	SPRING, FIRING PIN
28	1	6008599	PIN, FIRING
29	1	6008598	EXTRACTOR
30	1	5013205	STOP, FIRING PIN
31	1	7791193	BARREL
32	1	6008596	BUSHING, BARREL
33	1	7267771	LINK, BARREL
34	1	5013199	PIN, BARREL LINK
35	1	5013201	PLUG, RECOIL SPRING
36	1	5013200	SPRING, RECOIL
37	1	6008597	GUIDE, RECOIL SPRING
38	1	6008595	STOP, SLIDE
39	1	6008594	TUBE, PLUNGER
40	1	5013193	PLUNGER, SLIDE STOP
41	1	5013194	SPRING, PLUNGER
42	1	5013195	PLUNGER, SAFETY LOCK
43	4	6019022	BUSHING, STOCK SCREW
44	1	5564062	STOCK, RH, PLASTIC
45	4	6019023	SCREW, STOCK
46	1	BC10090501	STOCK, LH, PLASTIC
47	1	NONE	CARTRIDGE - REFERENCE ONLY
48	1	BC10091603	MAGAZINE ASSY

UNLESS OTHERWISE SPECIFIED:
DIMENSIONS ARE IN INCHES.
TOLERANCES: ANGULAR $\pm 5^\circ$,
2 PL $\pm .01$, 3 PL $\pm .005$, 4 PL $\pm .0005$.
SYMM & CONC: 1/2 FEATURE TOL.
FAB FINISH: 125 MICROINCHES.
BRK/FIL SHARP COR. .01 MAX.
DIM & TOL IAW ASME Y14.5 - 1994.

THIRD ANGLE PROJECTION

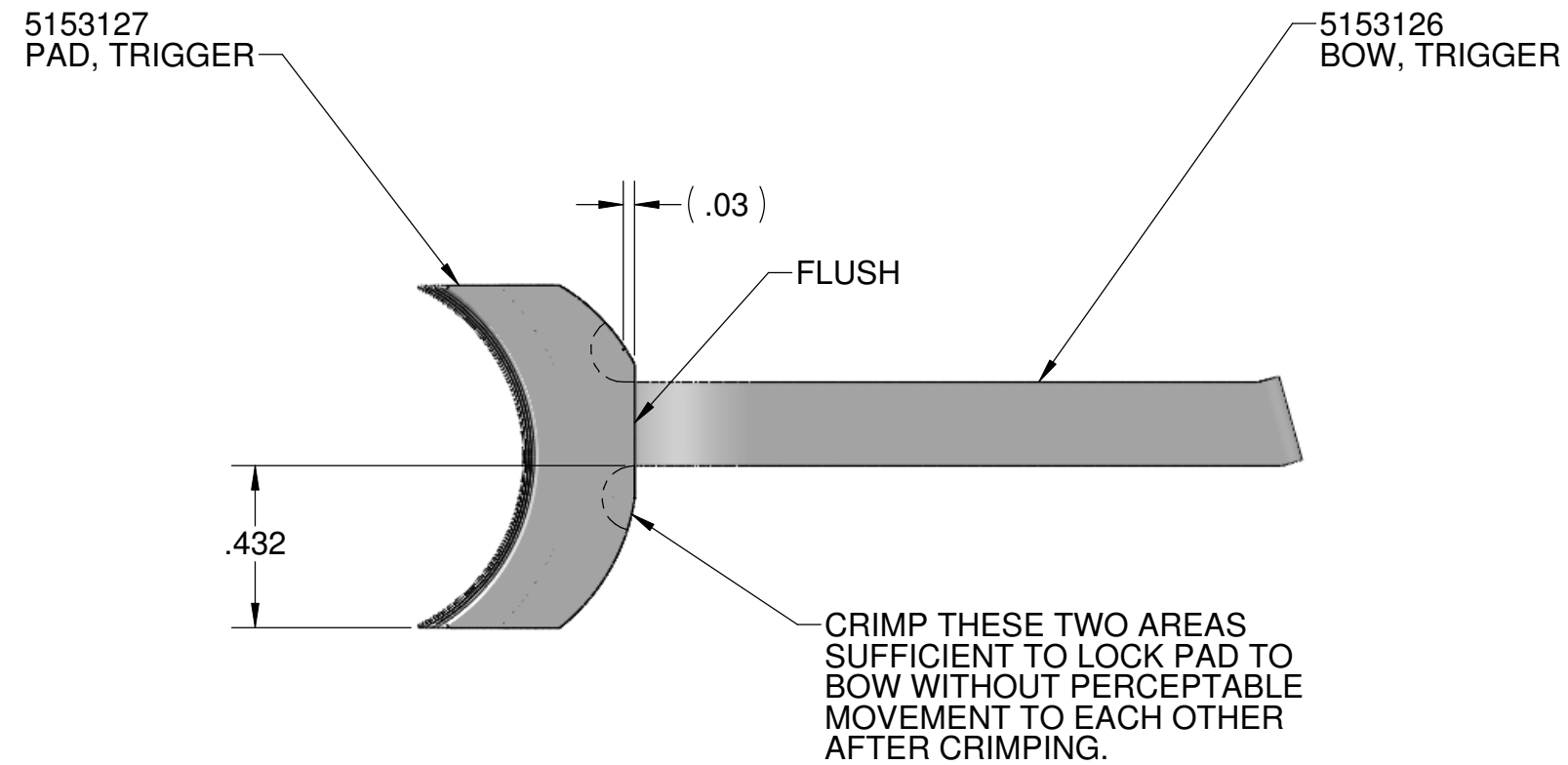


DO NOT SCALE DRAWING

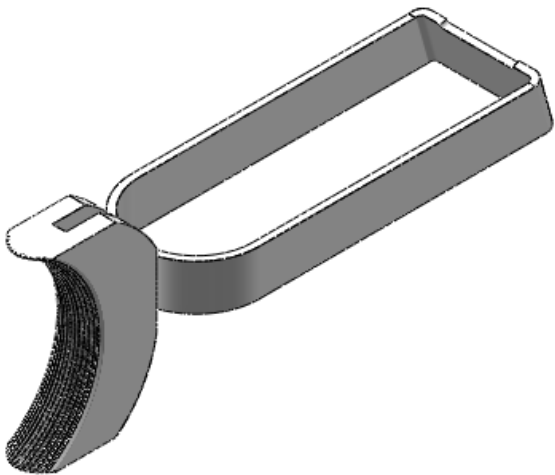
MODELED	BY	DATE
R Benson	R Benson	09/25/2010
DRAWN	R Benson	09/29/2010
ENGRG		
MFG		
QA		
MATERIAL	N/A	
HEAT TREAT	N/A	
FINISH	N/A	

Benson Consulting, LLP Gastonia, NC 28054 • rhbenson@earthlink.net • 1-704-860-1202		
TITLE M1911-A1 REDUX ASSEMBLY		
1st MADE FOR: M1911-A1 REDUX		
SIZE D	DWG NO. BC10092701	REV -
SCALE: 3:2	WEIGHT: 3.01 LB	SHEET 1 of 1

REVISION HISTORY			
REV	DESCRIPTION	DATE	APPRVD

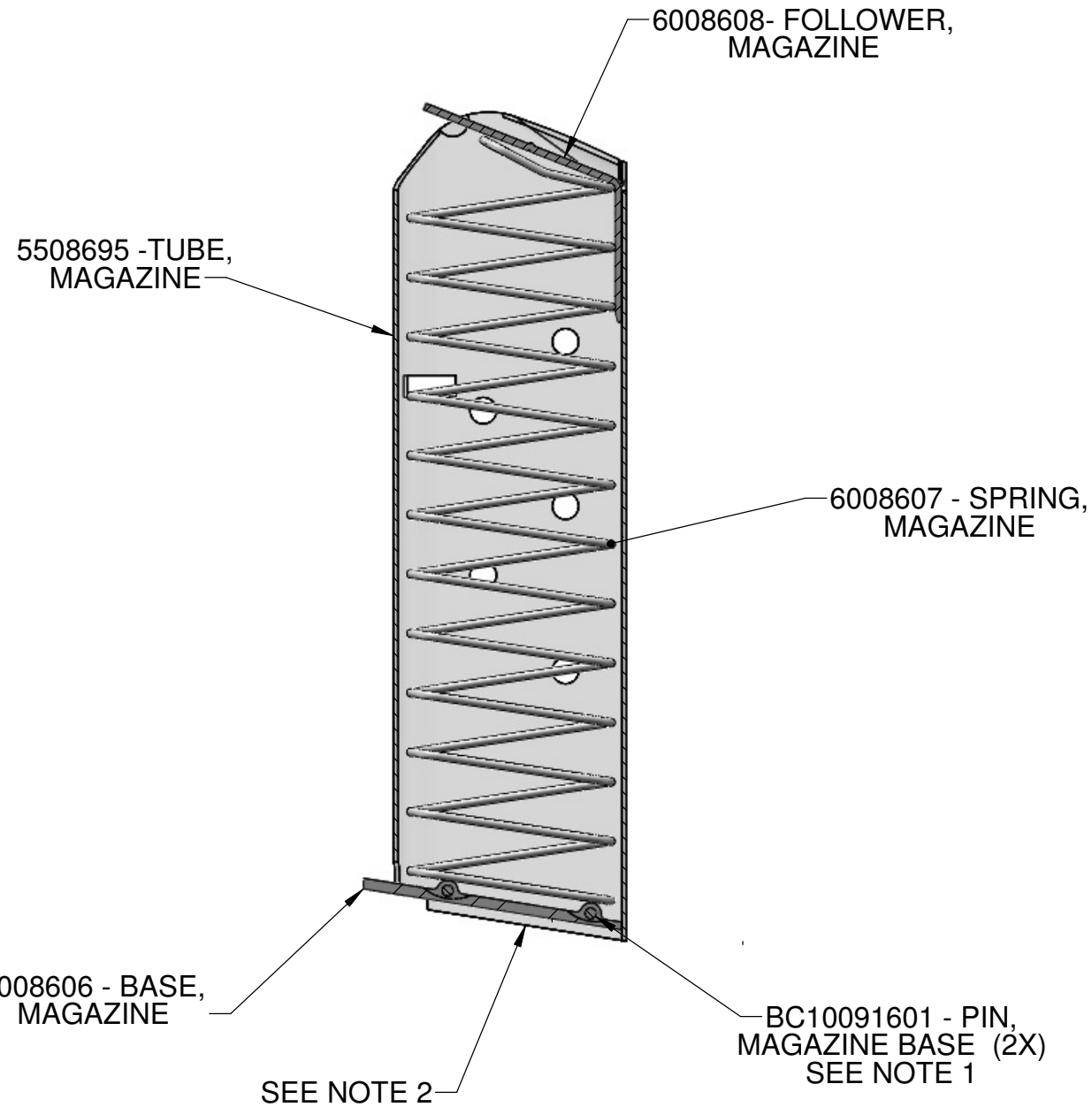



- NOTES:
- REFINISH, IF NECESSARY AFTER CRIMPING, IAW PARA 5.3.1.2 OF MIL-STD-171.

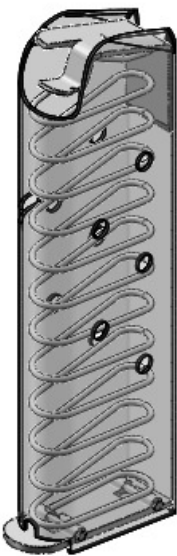


UNLESS OTHERWISE SPECIFIED: DIMENSIONS ARE IN INCHES. TOLERANCE: ANGULAR ±.5° 2 PL ±.01, 3 PL ±.005, 4 PL ±.0005, SYMM & CONC: 1/2 FEATURE TOL. FAB FINISH: 125 MICROINCH. BRK/FIL SHARP COR .005 MAX. DIM & TOL IAW ASME Y14.5 - 1994.		BY	DATE	<div><i>Benson Consulting, LLP</i></div> <div><i>Gastonia, NC 28054 • rhbenson@earthlink.net • 1-704-860-1202</i></div> <div>TITLE</div> <div>TRIGGER ASSEMBLY</div> <div>1st MADE FOR: M1911-A1 REDUX</div>			
	MODELED	R Benson	07/30/2010				
	DRAWN	R Benson	09/12/2010				
		ENGRG			SIZE B	DWG NO 6147780	REV X
		MFG					
		QA					
THIRD ANGLE PROJECTION	MATERIAL	PER CALLOUT					
	HEAT TREAT						
	FINISH	SEE NOTE 1					
DO NOT SCALE DRAWING				SCALE: 2:1	WEIGHT: 0.03 LB	SHEET 1 of 1	

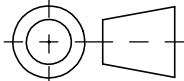
REVISION HISTORY			
REV	DESCRIPTION	DATE	APPRVD



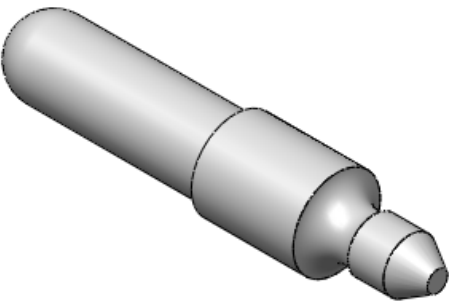
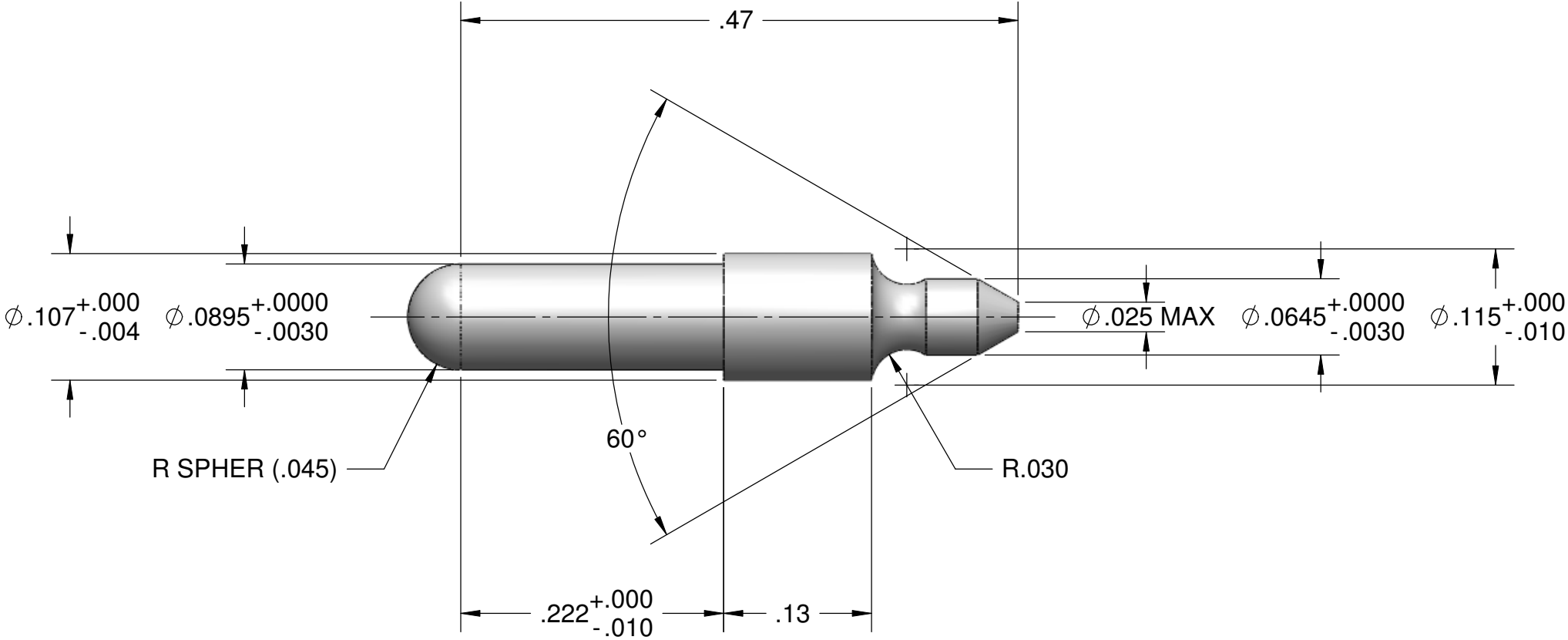
- NOTES:
1. PEIN OVER PIN END TO FILL HOLE CSK, BOTH SIDES, TO FIRMLY RIVET TUBE TO BASE. GRIND SMOOTH, FLUSH WITH TUBE. 2 PLACES.
 2. GRIND PROTRUDING TUBE FLUSH WITH BASE ON 3 SIDES.
 3. MAGAZINE TUBE SHOWN TRANSPARENT FOR ILLUSTRATION PURPOSES.

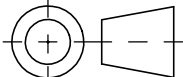


SECTION A-A

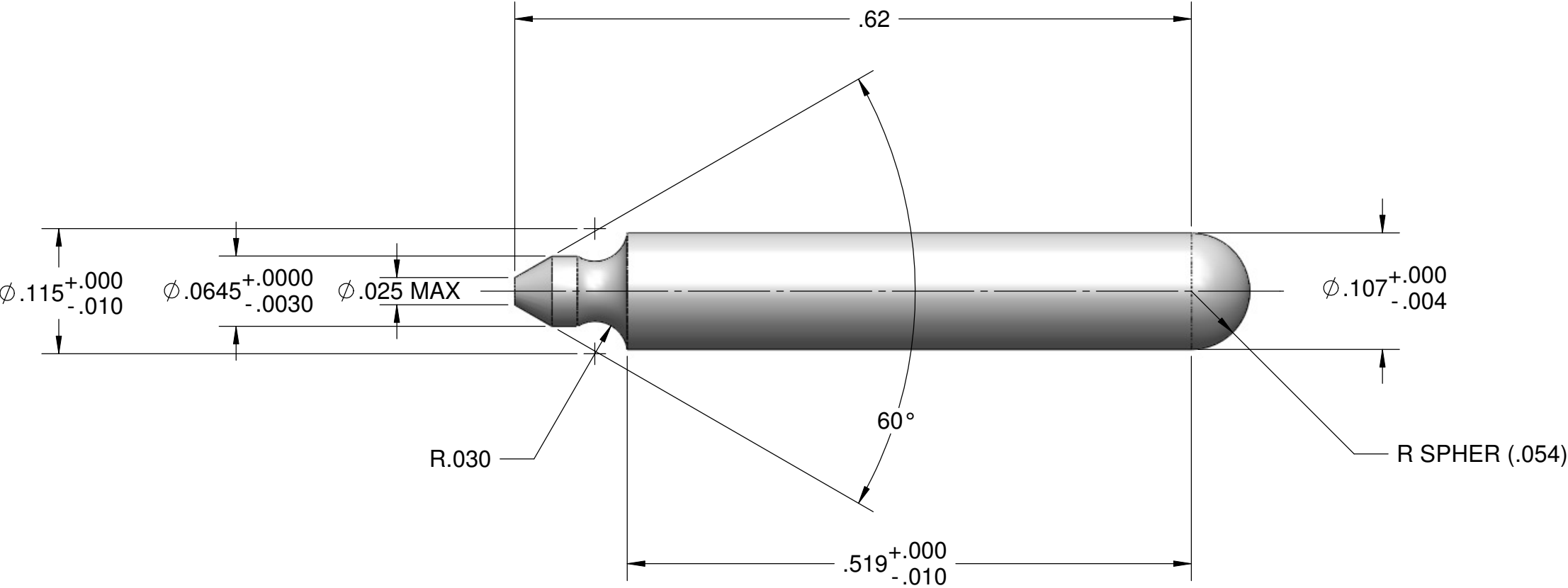
UNLESS OTHERWISE SPECIFIED: DIMENSIONS ARE IN INCHES. TOLERANCE: ANGULAR $\pm .5^{\circ}$. 2 PL $\pm .01$, 3 PL $\pm .005$, 4 PL $\pm .0005$, SYMM & CONC: 1/2 FEATURE TOL. FAB FINISH: 125 MICROINCH. BRK/FIL SHARP COR .005 MAX. DIM & TOL IAW ASME Y14.5 - 1994.		BY	DATE	<div><i>Benson Consulting, LLP</i></div> <div><i>Gastonia, NC 28054 • rhbenson@earthlink.net • 1-704-860-1202</i></div>				
	MODELED	R Benson	08/23/2010					
	DRAWN	R Benson	09/16/2010					
	ENGRG							
	MFG							
	QA							
THIRD ANGLE PROJECTION	MATERIAL			TITLE MAGAZINE ASSY, M1911-A1 PISTOL 1st MADE FOR: M1911-A1 REDUX				
	DRAWING CALLOUTS							
	HEAT TREAT							
	FINISH							
DO NOT SCALE DRAWING				SIZE	DWG NO			REV
				B	BC10091603		-	
				SCALE: 1:1		WEIGHT: 0.36 LB		SHEET 1 of 1

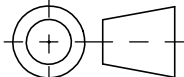
REVISION HISTORY			
REV	DESCRIPTION	DATE	APPRVD



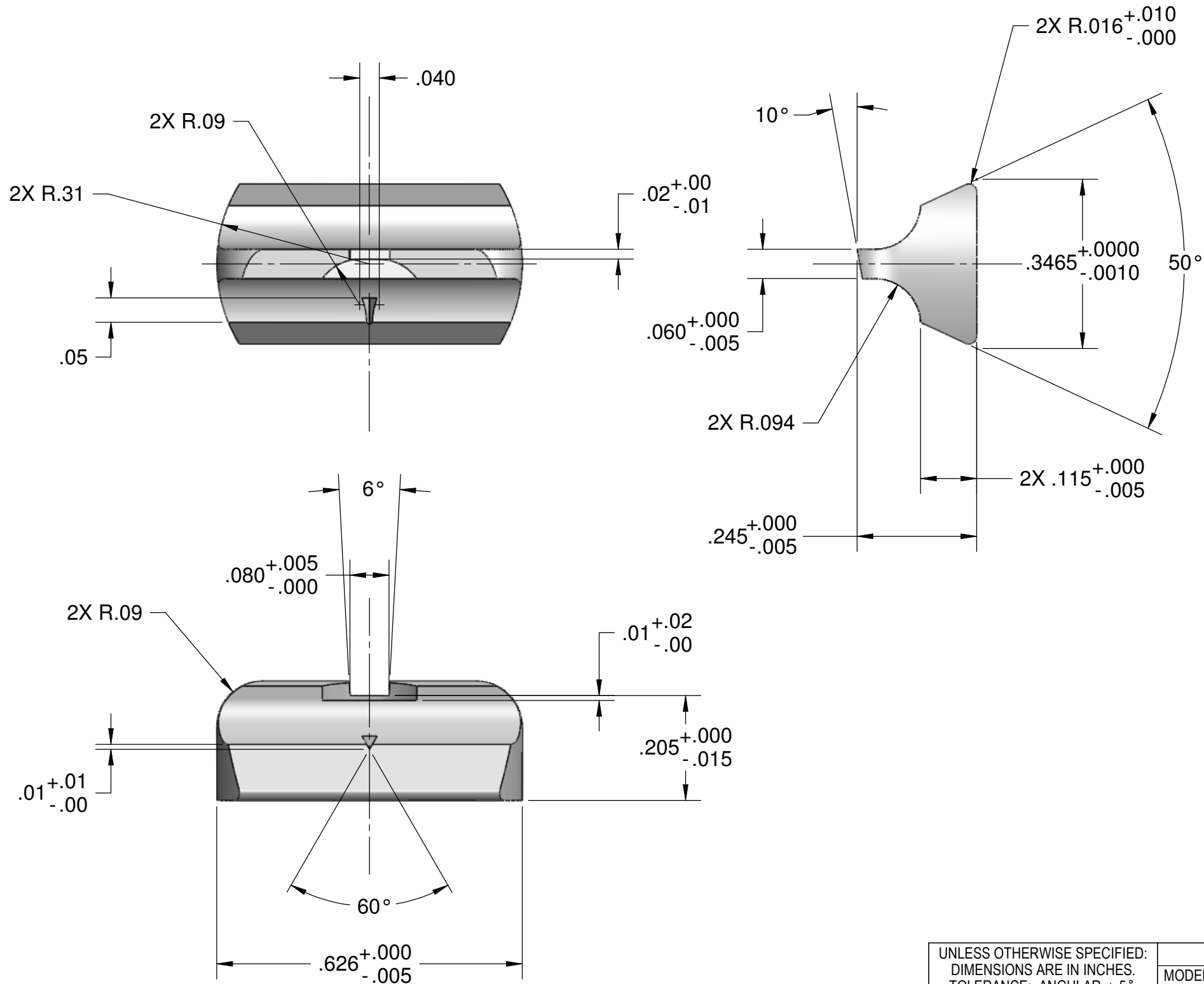
UNLESS OTHERWISE SPECIFIED: DIMENSIONS ARE IN INCHES. TOLERANCE: ANGULAR ±.5° 2 PL ±.01, 3 PL ±.005, 4 PL ±.0005, SYMM & CONC: 1/2 FEATURE TOL. FAB FINISH: 125 MICROINCH. BRK/FIL SHARP COR .005 MAX. DIM & TOL IAW ASME Y14.5 - 1994.		BY	DATE	Benson Consulting, LLP Gastonia, NC 28054 • rhbenson@earthlink.net • 1-704-860-1202					
	MODELED	R Benson	08/22/2010						
	DRAWN	R Benson	08/29/2010						
	ENGRG			TITLE PLUNGER, SLIDE STOP 1st MADE FOR: M1911-A1 REDUX					
	MFG								
	QA								
THIRD ANGLE PROJECTION									
	MATERIAL STEEL 1117 ASTM A108			SIZE B					
	HEAT TREAT CASE DP .002-.005, RH 15-N 78-82							DWG NO 5013193	
	FINISH PARA 5.3.1.2 OF MIL-STD-171			REV X					
DO NOT SCALE DRAWING						SCALE: 8:1		WEIGHT: 0.00 LB	

REVISION HISTORY			
REV	DESCRIPTION	DATE	APPRVD

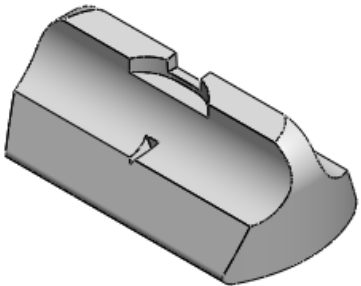


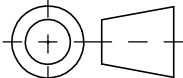
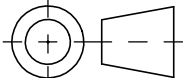
UNLESS OTHERWISE SPECIFIED: DIMENSIONS ARE IN INCHES. TOLERANCE: ANGULAR $\pm .5^\circ$, 2 PL $\pm .01$, 3 PL $\pm .005$, 4 PL $\pm .0005$, SYMM & CONC: 1/2 FEATURE TOL. FAB FINISH: 125 MICROINCH. BRK/FIL SHARP COR .005 MAX. DIM & TOL IAW ASME Y14.5 - 1994.		BY	DATE	<div><i>Benson Consulting, LLP</i></div> <div>Gastonia, NC 28054 • rhbenson@earthlink.net • 1-704-860-1202</div> <div>TITLE</div> <div>PLUNGER, SAFETY LOCK</div> <div>1st MADE FOR: M1911-A1 REDUX</div>				
	MODELED	R Benson	08/21/2010					
	DRAWN	R Benson	08/29/2010					
	ENGRG			<div>SIZE</div> <div>B</div>		<div>DWG NO</div> <div>5013195</div>		<div>REV</div> <div>X</div>
	MFG							
	QA							
THIRD ANGLE PROJECTION	MATERIAL			<div>SCALE: 8:1</div> <div>WEIGHT: 0.00 LB</div> <div>SHEET 1 of 1</div>				
	STEEL 1117 ASTM A108							
	HEAT TREAT							
	CASE DP .002-.005, RH 15-N 78-82							
	FINISH							
	PARA 5.3.1.2 OF MIL-STD-171							

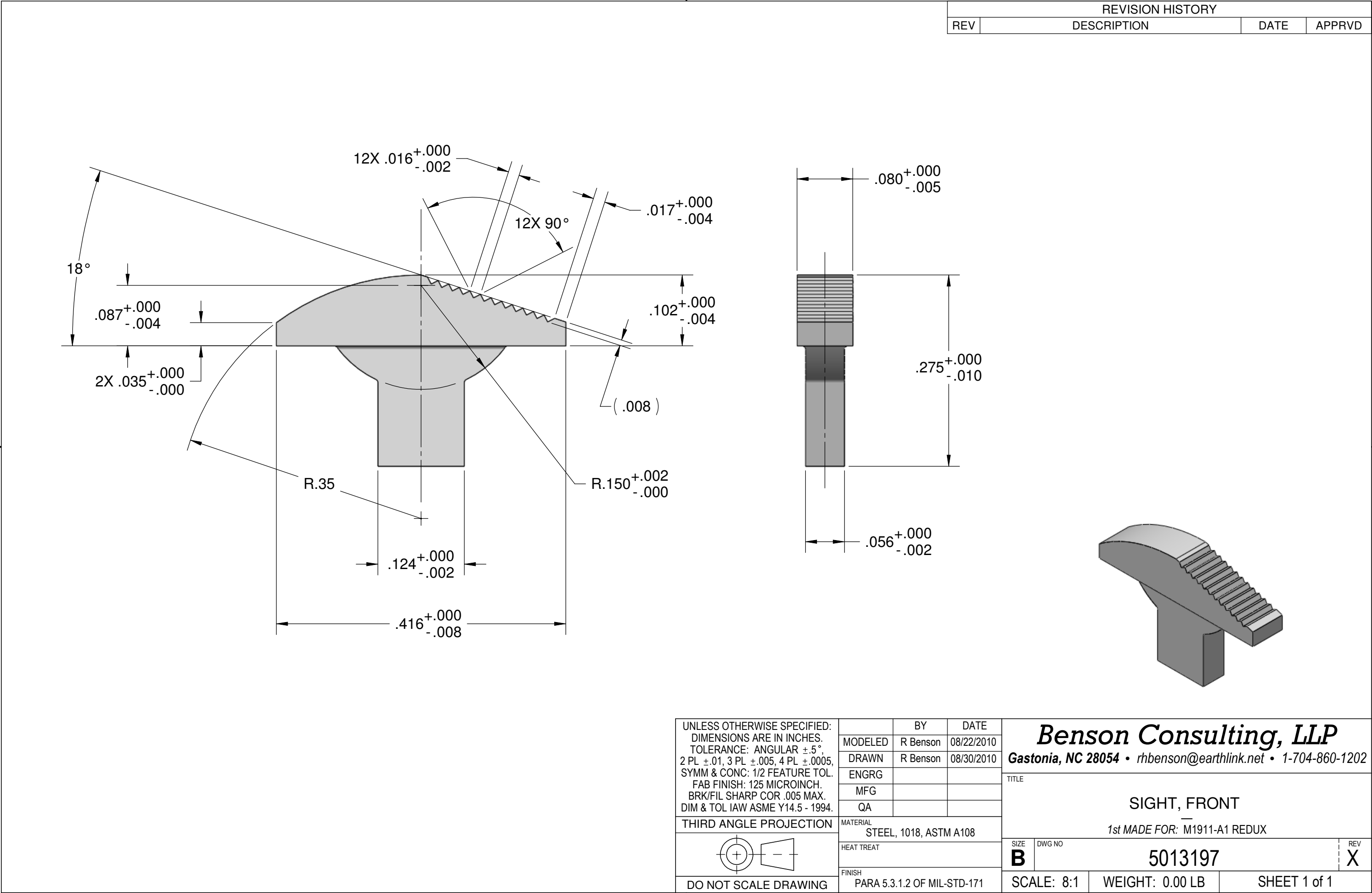
REVISION HISTORY			
REV	DESCRIPTION	DATE	APPRVD




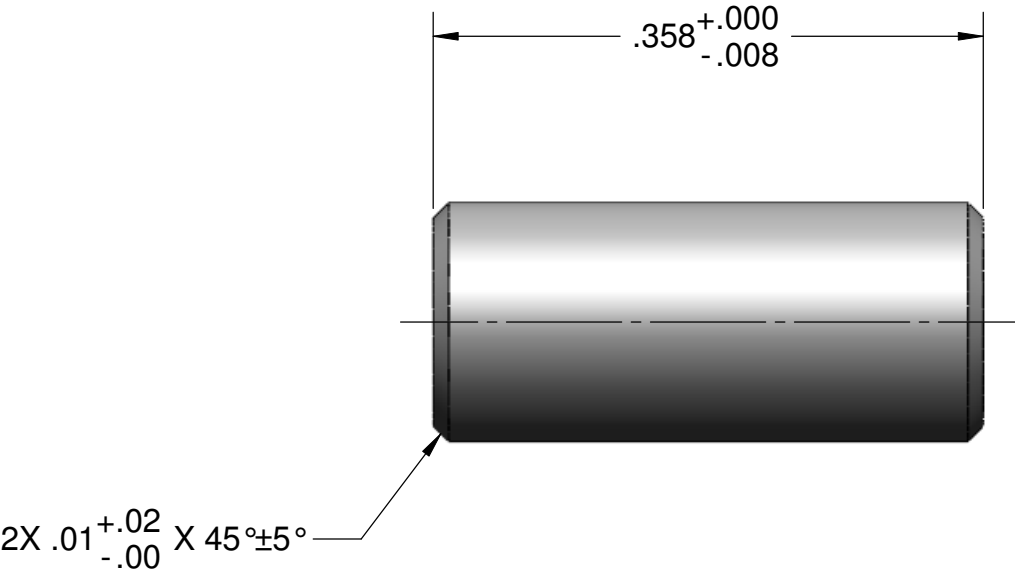
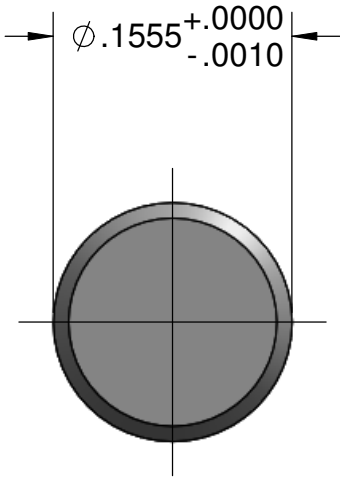
- NOTES:
- MATERIAL:
WROUGHT: STEEL, 1018, ASTM A108.
CAST: STEEL, IC-1020, ASTM A732.

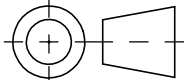


UNLESS OTHERWISE SPECIFIED: DIMENSIONS ARE IN INCHES. TOLERANCE: ANGULAR $\pm .5^\circ$. 2 PL $\pm .01$, 3 PL $\pm .005$, 4 PL $\pm .0005$, SYMM & CONC: 1/2 FEATURE TOL. FAB FINISH: 125 MICROINCH. BRK/FIL SHARP COR .005 MAX. DIM & TOL IAW ASME Y14.5 - 1994.		BY	DATE	<div><i>Benson Consulting, LLP</i></div> <div><i>Gastonia, NC 28054 • rhbenson@earthlink.net • 1-704-860-1202</i></div> <div>TITLE</div> <div>SIGHT, REAR</div> <div>1st MADE FOR: M1911-A1 REDUX</div>		
	MODELED	R Benson	08/22/2010			
	DRAWN	R Benson	08/29/2010			
	ENGRG			SIZE B	DWG NO 5013196	REV X
	MFG					
	QA					
THIRD ANGLE PROJECTION	MATERIAL	SEE NOTE 1		SCALE: 4:1		
	HEAT TREAT					
	FINISH	PARA 5.3.1.2 OF MIL-STD-171		SHEET 1 of 1		
	DO NOT SCALE DRAWING					



REVISION HISTORY			
REV	DESCRIPTION	DATE	APPRVD



UNLESS OTHERWISE SPECIFIED: DIMENSIONS ARE IN INCHES. TOLERANCE: ANGULAR $\pm .5^\circ$, 2 PL $\pm .01$, 3 PL $\pm .005$, 4 PL $\pm .0005$, SYMM & CONC: 1/2 FEATURE TOL. FAB FINISH: 125 MICROINCH. BRK/FIL SHARP EDGES .005 MAX. DIM & TOL IAW ASME Y14.5 - 1994.		BY	DATE	<div><i>Benson Consulting, LLP</i></div> <div><i>Gastonia, NC 28054 • rhbenson@earthlink.net • 1-704-860-1202</i></div> <div>TITLE</div> <div>PIN, BARREL LINK</div> <div>1st MADE FOR: M1911-A1 REDUX</div> <div>SIZE B</div> <div>DWG NO 5013199</div> <div>SCALE: 8:1</div> <div>WEIGHT: 0.00 LB</div> <div>SHEET 1 of 1</div> <div>REV X</div>		
	MODELED	R Benson	07/30/2010			
	DRAWN	R Benson	08/05/2010			
	ENGRG					
	MFG					
QA						
THIRD ANGLE PROJECTION	MATERIAL DRILL ROD, O2, ASTM A681					
	HEAT TREAT RH C 43.5-50					
	FINISH PARA 5.3.1.2 OF MIL-STD-171					
DO NOT SCALE DRAWING						



MODEL SHOWN COMPRESSED FOR ASSEMBLY

DIAMETER OF WIRE043
DIAMETER OF COIL (OD)430 ±.005
FREE LENGTH	(6.55)
ACTIVE COILS	29
TOTAL COILS	30
DIRECTION OF HELIX	CCW
LOAD AT COMPRESSED LENGTH OF	3.72 = 8.00 ± .50 LB
LOAD AT COMPRESSED LENGTH OF	1.81 = 13.55 ± .60 LB
SPRING RATE	(2.88 LB/INCH)
SOLID LENGTH	1.375 MAX
TYPE OF ENDS	NOT SQUARED OR CLOSED
HOLE DIA INTO WHICH SPRING FITS FREELY448 MIN
ROD DIA OVER WHICH SPRING SLIDES FREELY336 MAX *
CRIMP ONE END OF COIL TO326 +.000 -.010 ID

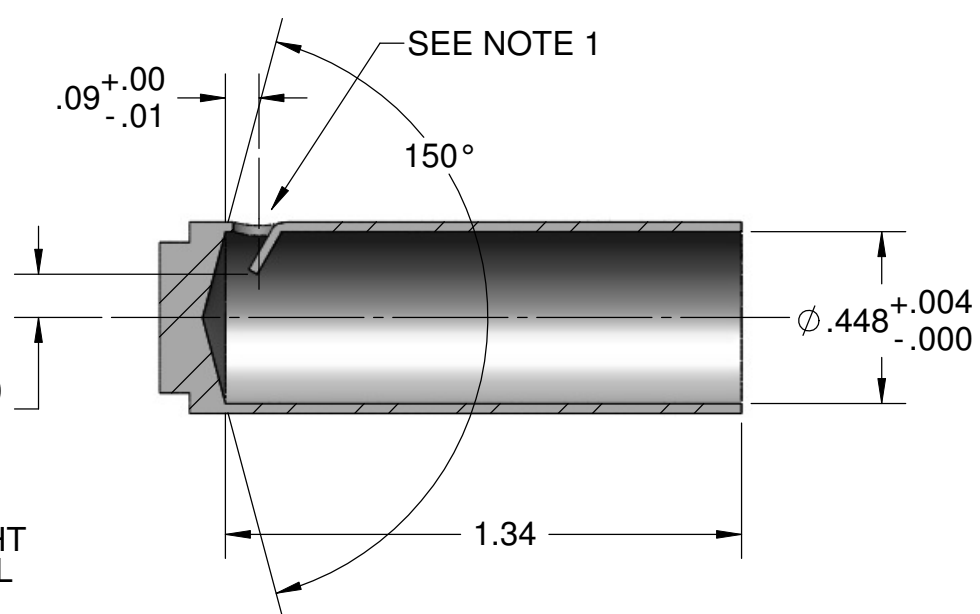
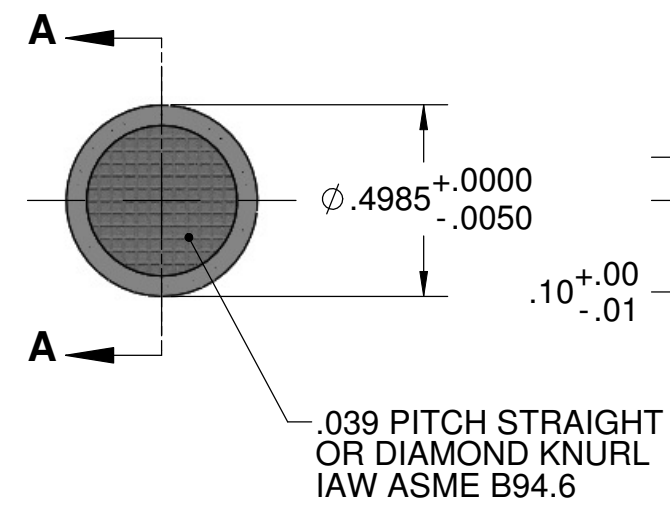
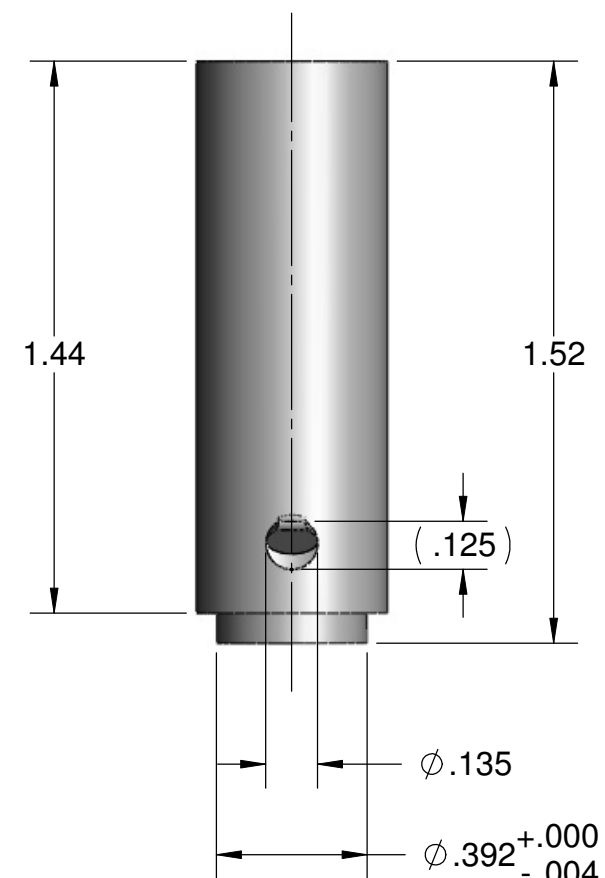
* EXCEPT FOR CRIMPED END.

REVISION HISTORY			
REV	DESCRIPTION	DATE	APPRVD

NOTES:

1. MANUFACTURE IAW TYPE 1, GRADE A, OF SAE AS 13572.
2. STRESS RELIEVE AT 450°F FOR 20 MINUTES AFTER FORMING.


UNLESS OTHERWISE SPECIFIED: DIMENSIONS ARE IN INCHES. TOLERANCE: ANGULAR $\pm .5^{\circ}$, 2 PL $\pm .01$, 3 PL $\pm .005$, 4 PL $\pm .0005$, SYMM & CONC: 1/2 FEATURE TOL. FAB FINISH: 125 MICROINCH. BRK/FIL SHARP EDGES .005 MAX. DIM & TOL IAW ASME Y14.5 - 1994.		BY	DATE	<div><i>Benson Consulting, LLP</i></div> <div><i>Gastonia, NC 28054 • rhbenson@earthlink.net • 1-704-860-1202</i></div> <div>TITLE</div> <div>SPRING, RECOIL</div> <div>1st MADE FOR: M1911-A1 REDUX</div> <div>SIZE B</div> <div>DWG NO</div> <div>5013200</div> <div>REV X</div> <div>SCALE: 1:1</div> <div>WEIGHT: 0.01 LB</div> <div>SHEET 1 of 1</div>			
	MODELED	R Benson	08/23/2010				
	DRAWN	R Benson	08/30/2010				
	ENGRG						
	MFG						
	QA						
THIRD ANGLE PROJECTION	MATERIAL MUSIC WIRE, STEEL, ASTM A228						
	HEAT TREAT SEE NOTE 2						
	FINISH						
DO NOT SCALE DRAWING							



SECTION A-A

NOTES:

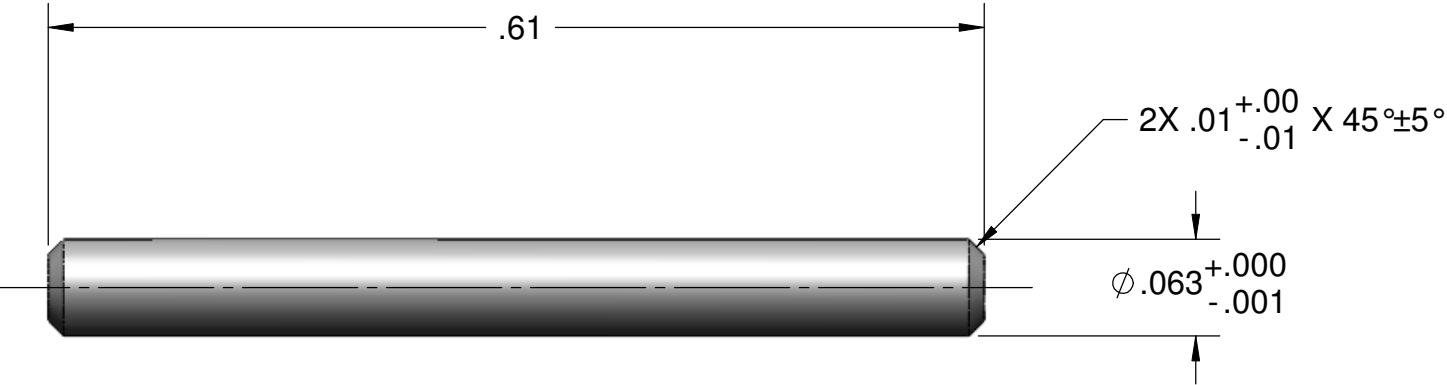
- 1. HELICAL COMPRESSION SPRING OF ϕ .043 WIRE, .430 OD, .218 PITCH SHALL ENTER FOR A MINIMUM DISTANCE OF 1/4 COIL.

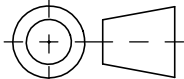



UNLESS OTHERWISE SPECIFIED: DIMENSIONS ARE IN INCHES. TOLERANCE: ANGULAR $\pm 5^\circ$, 2 PL $\pm .01$, 3 PL $\pm .005$, 4 PL $\pm .0005$, SYMM & CONC: 1/2 FEATURE TOL. FAB FINISH: 125 MICROINCH. BRK/FIL SHARP COR .005 MAX. DIM & TOL IAW ASME Y14.5 - 1994.				BY		DATE		
				MODELED		R Benson	08/12/2010	
				DRAWN		R Benson	08/30/2010	
				ENGRG				
THIRD ANGLE PROJECTION				MFG				
				QA				
				MATERIAL				
				STEEL 1018 ASTM A108				
DO NOT SCALE DRAWING				HEAT TREAT				
				FINISH				
PARA 5.3.1.2 OF MIL-STD-171				SCALE: 2:1		WEIGHT: 0.02 LB		
				SHEET 1 of 1				

Benson Consulting, LLP			
Gastonia, NC 28054 • rhbenson@earthlink.net • 1-704-860-1202			
TITLE			
PLUG, RECOIL SPRING			
1st MADE FOR: M1911-A1 REDUX			
SIZE	DWG NO	REV	
B	5013201	X	

REVISION HISTORY			
REV	DESCRIPTION	DATE	APPRVD



UNLESS OTHERWISE SPECIFIED: DIMENSIONS ARE IN INCHES. TOLERANCE: ANGULAR $\pm .5^{\circ}$, 2 PL $\pm .01$, 3 PL $\pm .005$, 4 PL $\pm .0005$, SYMM & CONC: 1/2 FEATURE TOL. FAB FINISH: 125 MICROINCH. BRK/FIL SHARP COR .005 MAX. DIM & TOL IAW ASME Y14.5 - 1994.		BY	DATE	<div><i>Benson Consulting, LLP</i></div> <div><i>Gastonia, NC 28054 • rhbenson@earthlink.net • 1-704-860-1202</i></div> <div>TITLE</div> <div>PIN, EJECTOR</div> <div>1st MADE FOR: M1911-A1 REDUX</div> <div>SIZE B</div> <div>DWG NO 5013203</div> <div>REV X</div> <div>SCALE: 8:1</div> <div>WEIGHT: 0.00 LB</div> <div>SHEET 1 of 1</div>		
	MODELED	R Benson	08/18/2010			
	DRAWN	R Benson	08/30/2010			
	ENGRG					
	MFG					
QA						
THIRD ANGLE PROJECTION	MATERIAL DRILL ROD, O2, ASTM A681					
	HEAT TREAT RH C 34.5-41					
	FINISH PARA 5.3.1.2 OF MIL-STD-171					
DO NOT SCALE DRAWING						



MODEL IS SHOWN COMPRESSED FOR ASSEMBLY

DIAMETER OF WIRE026
DIAMETER OF COIL (OD)207 ±.005
FREE LENGTH	(1.70)
ACTIVE COILS	38
TOTAL COILS	40
DIRECTION OF HELIX	OPTIONAL
LOAD AT COMPRESSED LENGTH OF	1.36 = 1.030 ± .135 LB
SPRING RATE	(3.0 LB/INCH)
SOLID LENGTH	1.066 MAX
TYPE OF ENDS	SQUARED AND GROUND
HOLE DIA INTO WHICH SPRING FITS FREELY219 MIN
ROD DIA OVER WHICH SPRING SLIDES FREELY150 MAX *
CRIMP ONE END OF COIL TO135 +.010 -.000 ID

* EXCEPT FOR CRIMPED END.

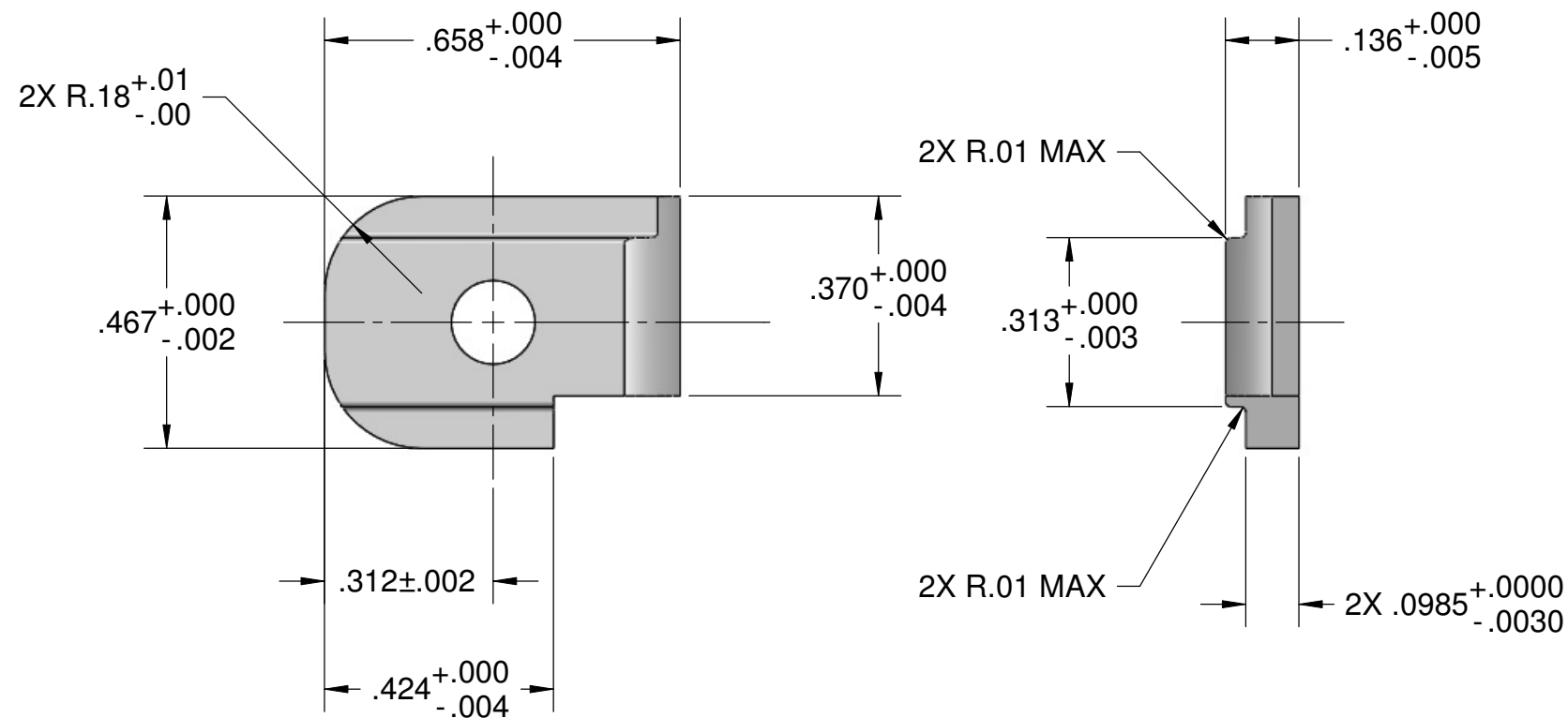
REVISION HISTORY			
REV	DESCRIPTION	DATE	APPRVD

NOTES:

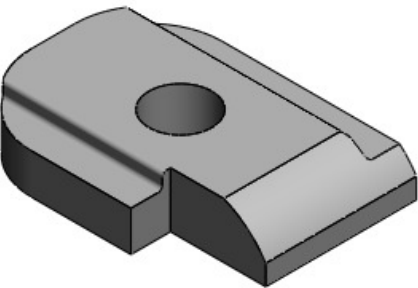
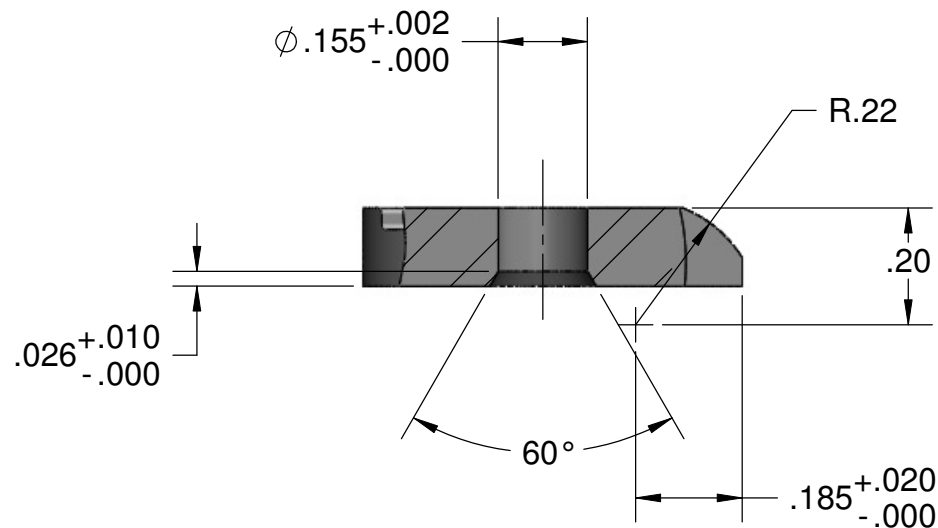
1. MANUFACTURE IAW TYPE 1, GRADE A, OF SAE AS 13572.
2. STRESS RELIEVE AT 450°F FOR 20 MINUTES AFTER FORMING.

UNLESS OTHERWISE SPECIFIED: DIMENSIONS ARE IN INCHES. TOLERANCE: ANGULAR $\pm .5^{\circ}$, 2 PL $\pm .01$, 3 PL $\pm .005$, 4 PL $\pm .0005$, SYMM & CONC: 1/2 FEATURE TOL. FAB FINISH: 125 MICROINCH. BRK/FIL SHARP COR .005 MAX. DIM & TOL IAW ASME Y14.5 - 1994.		BY	DATE	<div><i>Benson Consulting, LLP</i></div> <div>Gastonia, NC 28054 • rhbenson@earthlink.net • 1-704-860-1202</div> <div>TITLE</div> <div>SPRING, FIRING PIN</div> <div>1st MADE FOR: M1911-A1 REDUX</div>		
	MODELED	R Benson	08/23/2010			
	DRAWN	R Benson				
	ENGRG					
	MFG					
	QA					
THIRD ANGLE PROJECTION	MATERIAL MUSIC WIRE, STEEL, ASTM A228					
	HEAT TREAT SEE NOTE 2			SIZE B	DWG NO 5013204	REV X
	FINISH					
DO NOT SCALE DRAWING				SCALE: 3:1	WEIGHT: 0.00 LB	SHEET 1 of 1

REVISION HISTORY			
REV	DESCRIPTION	DATE	APPRVD


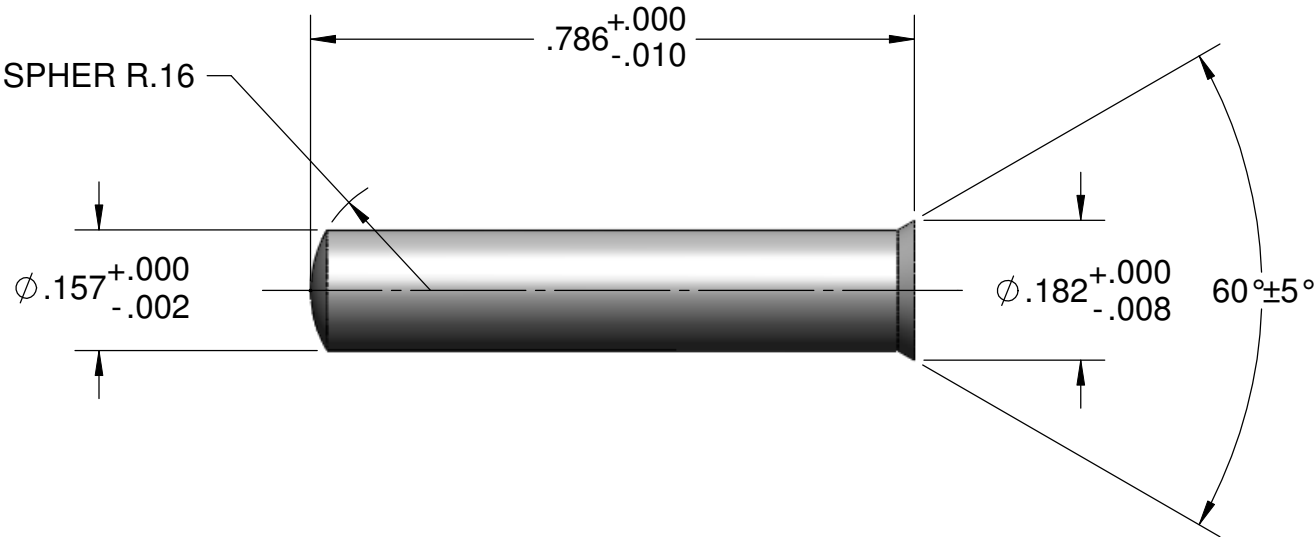


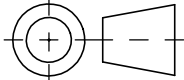
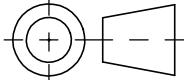
NOTES:
1. MATERIAL:
WROUGHT: STEEL, 4140, ASTM A108;
AUSTENITIC GRAIN SIZE 6 OR FINER.
CAST: STEEL, IC 4140, ASTM A732.




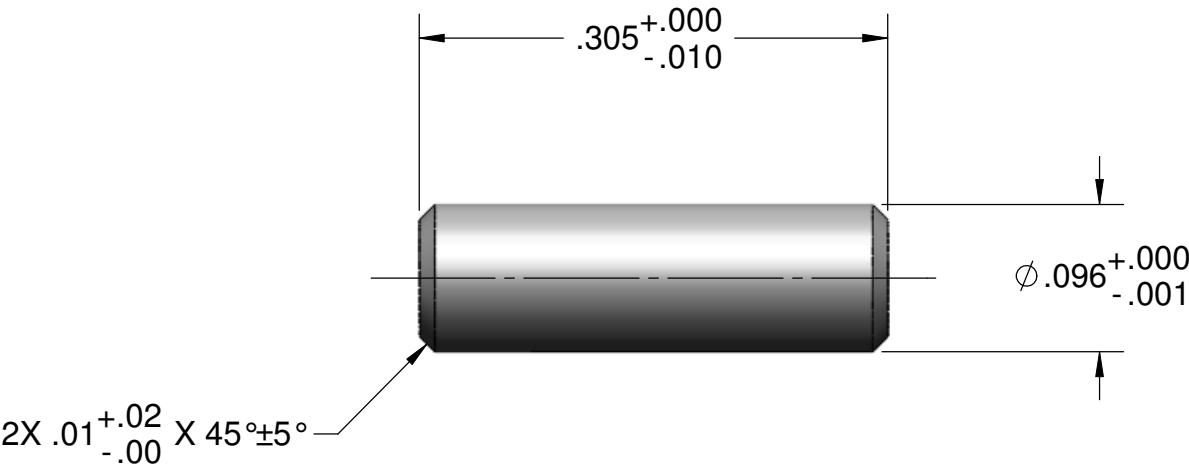
UNLESS OTHERWISE SPECIFIED: DIMENSIONS ARE IN INCHES. TOLERANCE: ANGULAR $\pm 5^\circ$. 2 PL $\pm .01$, 3 PL $\pm .005$, 4 PL $\pm .0005$, SYMM & CONC: 1/2 FEATURE TOL. FAB FINISH: 125 MICROINCH. BRK/FIL SHARP COR .005 MAX. DIM & TOL IAW ASME Y14.5 - 1994.	MODELED	R Benson	08/12/2010	Benson Consulting, LLP Gastonia, NC 28054 • rhbenison@earthlink.net • 1-704-860-1202		
	DRAWN	R Benson	08/30/2010			
	ENGRG			TITLE STOP, FIRING PIN 1st MADE FOR: M1911-A1 REDUX		
	MFG					
	QA					
THIRD ANGLE PROJECTION	MATERIAL SEE NOTE 1			SIZE B	DWG NO 5013205	REV X
	HEAT TREAT RH C 43.5-50					
DO NOT SCALE DRAWING	FINISH PARA 5.3.1.2 OF MIL-STD-171			SCALE: 8:1	WEIGHT: 0.01 LB	SHEET 1 of 1

REVISION HISTORY			
REV	DESCRIPTION	DATE	APPRVD



UNLESS OTHERWISE SPECIFIED: DIMENSIONS ARE IN INCHES. TOLERANCE: ANGULAR $\pm .5^{\circ}$. 2 PL $\pm .01$, 3 PL $\pm .005$, 4 PL $\pm .0005$, SYMM & CONC: 1/2 FEATURE TOL. FAB FINISH: 125 MICROINCH. BRK/FIL SHARP EDGES .005 MAX. DIM & TOL IAW ASME Y14.5 - 1994.		BY	DATE	<div><i>Benson Consulting, LLP</i></div> <div><i>Gastonia, NC 28054 • rhbenson@earthlink.net • 1-704-860-1202</i></div>				
	MODELED	R Benson	08/17/2010					
	DRAWN	R Benson	08/30/2010	TITLE PIN, HAMMER 1st MADE FOR: M1911-A1 REDUX				
	ENGRG							
	MFG							
	QA							
THIRD ANGLE PROJECTION	MATERIAL DRILL ROD, O2, ASTM A681			SIZE B		DWG NO 5013206		REV X
	HEAT TREAT RH C 48-52							
	FINISH PARA 5.3.1.2 OF MIL-STD-171			SCALE: 4:1		WEIGHT: 0.00 LB		SHEET 1 of 1
	DO NOT SCALE DRAWING							

REVISION HISTORY			
REV	DESCRIPTION	DATE	APPRVD



UNLESS OTHERWISE SPECIFIED: DIMENSIONS ARE IN INCHES. TOLERANCE: ANGULAR $\pm .5^{\circ}$, 2 PL $\pm .01$, 3 PL $\pm .005$, 4 PL $\pm .0005$ FAB FINISH: 125 MICROINCH BRK/FIL SHARP COR .005 MAX DIM & TOL IAW ASME Y14.5 - 1994	MODELED	R Benson	08/18/2010	Benson Consulting, LLP <i>Gastonia, NC 28054 • rhbenson@earthlink.net • 1-704-860-1202</i>		
	DRAWN	R Benson	08/31/2010			
	ENGRG			TITLE PIN, HAMMER STRUT <i>1st MADE FOR: M1911-A1</i>		
	MFG					
	QA					
THIRD ANGLE PROJECTION	MATERIAL DRILL ROD, O2, ASTM A681			SIZE	DWG NO	REV
	HEAT TREAT RH C 39.5-46			B	5013207	X
	FINISH PARA 5.3.1.2 OF MIL-STD-171			SCALE: 12:1		WEIGHT: 0.00 LB
DO NOT SCALE DRAWING				SHEET 1 of 1		



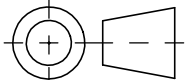
MODEL IS SHOWN COMPRESSED FOR ASSEMBLY

DIAMETER OF WIRE045
DIAMETER OF COIL (OD)273 +.000 -.003
FREE LENGTH	(2.156)
ACTIVE COILS	19.5
TOTAL COILS	21.5
DIRECTION OF HELIX	CCW
LOAD AT COMPRESSED LENGTH OF	1.312 = 22.0 ± 2.0 LB
LOAD AT COMPRESSED LENGTH OF	1.062 = 29.5 ± 2.0 LB
SPRING RATE	(27.69 LB/INCH)
SOLID LENGTH968 MAX
TYPE OF ENDS	CLOSED, SQUARED & GROUND
ROD DIA OVER WHICH SPRING SLIDES FREELY174 MAX*
CRIMP BOTH END COILS TO160 +.008 -.000 ID


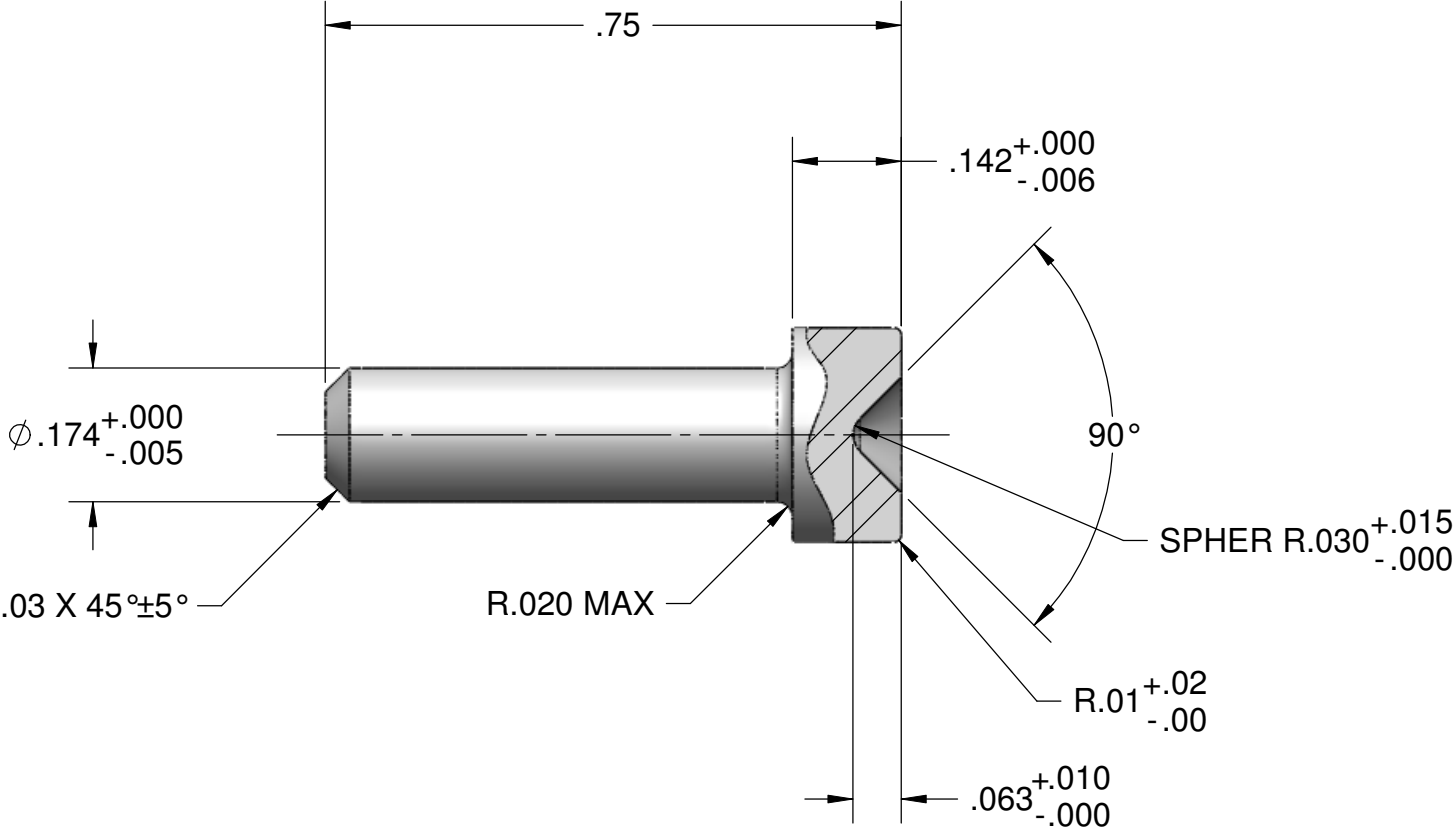
*EXCEPT FOR CRIMPED ENDS: CHECK AT A STAGE OF MANUFACTURE
OR BY CUTTING OFF CRIMP IN SAMPLE.

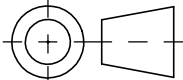
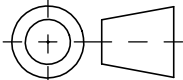
NOTES:

- 1. MANUFACTURE IAW TYPE 1, GRADE A, OF SAE AS 13572.
- 2. STRESS RELIEVE AT 450 °F FOR 20 MINUTES AFTER FORMING.


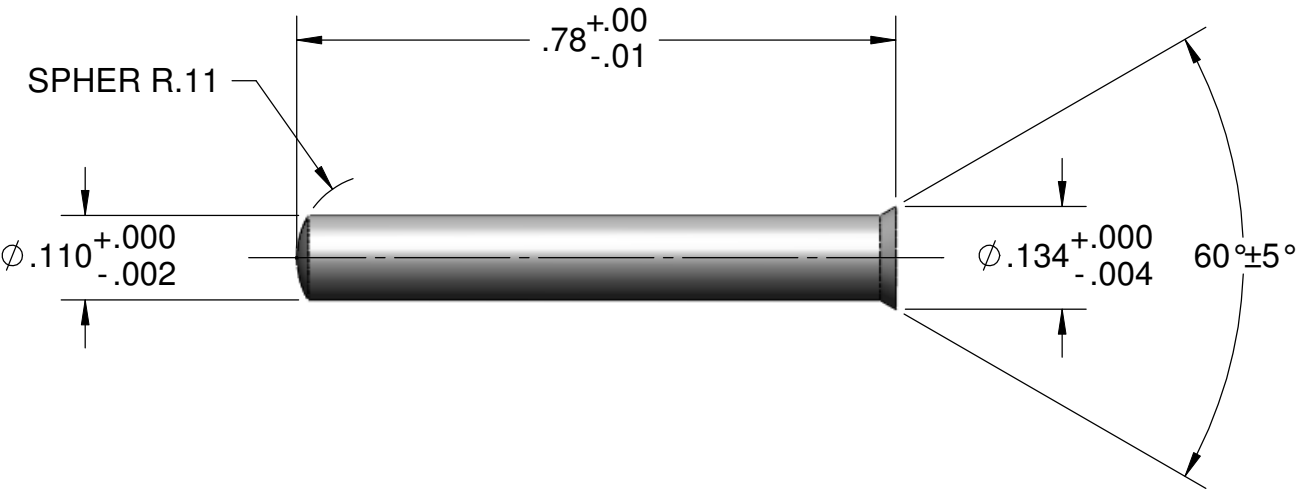
UNLESS OTHERWISE SPECIFIED: DIMENSIONS ARE IN INCHES. TOLERANCE: ANGULAR $\pm .5^{\circ}$, 2 PL $\pm .01$, 3 PL $\pm .005$, 4 PL $\pm .0005$, SYMM & CONC: 1/2 FEATURE TOL. FAB FINISH: 125 MICROINCH. BRK/FIL SHARP COR .005 MAX. DIM & TOL IAW ASME Y14.5 - 1994.		BY	DATE	<i>Benson Consulting, LLP</i> <i>Gastonia, NC 28054 • rhbenson@earthlink.net • 1-704-860-1202</i>			
	MODELED	R Benson	08/23/2010				
	DRAWN	R Benson	08/31/2010	TITLE MAINSRING <i>1st MADE FOR: M1911-A1 REDUX</i>			
	ENGRG						
	MFG						
	QA						
THIRD ANGLE PROJECTION	MATERIAL MUSIC WIRE, STEEL, ASTM A228			SIZE B			
	HEAT TREAT SEE NOTE 2						DWG NO 5013208
	FINISH			REV X			
DO NOT SCALE DRAWING							SCALE: 2:1
				WEIGHT: 0.01 LB		SHEET 1 of 1	

REVISION HISTORY			
REV	DESCRIPTION	DATE	APPRVD



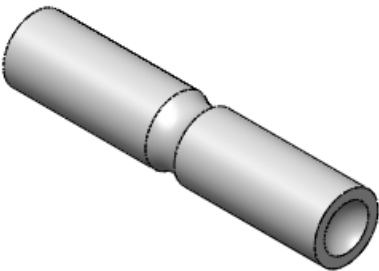
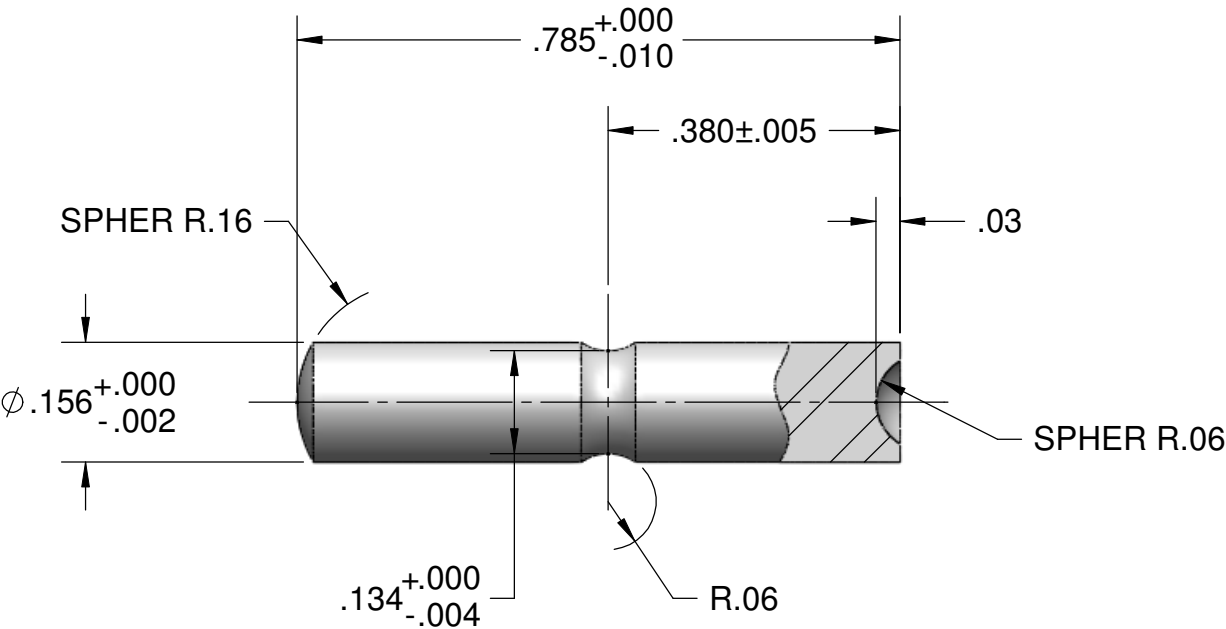
UNLESS OTHERWISE SPECIFIED: DIMENSIONS ARE IN INCHES. TOLERANCE: ANGULAR $\pm .5^\circ$, 2 PL $\pm .01$, 3 PL $\pm .005$, 4 PL $\pm .0005$, SYMM & CONC: 1/2 FEATURE TOL. FAB FINISH: 125 MICROINCH. BRK/FIL SHARP COR .005 MAX. DIM & TOL IAW ASME Y14.5 - 1994.		BY	DATE	<div><i>Benson Consulting, LLP</i></div> <div><i>Gastonia, NC 28054 • rhbenson@earthlink.net • 1-704-860-1202</i></div> <div>TITLE</div> <div>CAP, MAINSPRING</div> <div>1st MADE FOR: M1911-A1 REDUX</div>					
	MODELED	R Benson	08/17/2010						
	DRAWN	R Benson	08/31/2010						
	ENGRG			SIZE B					
	MFG						DWG NO 5013209		
	QA								
THIRD ANGLE PROJECTION	MATERIAL STEEL, 1117 ASTM A108			SCALE: 4:1					
	HEAT TREAT CASE DP .003-.005, RH C 48-52						WEIGHT: 0.01 LB		
	FINISH PARA 5.3.1.2 OF MIL-STD-171			SHEET 1 of 1					
	DO NOT SCALE DRAWING								

REVISION HISTORY			
REV	DESCRIPTION	DATE	APPRVD



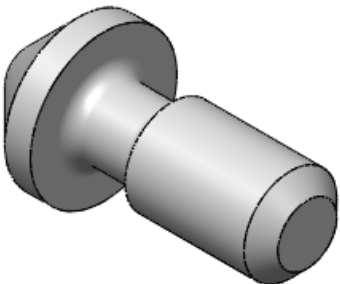
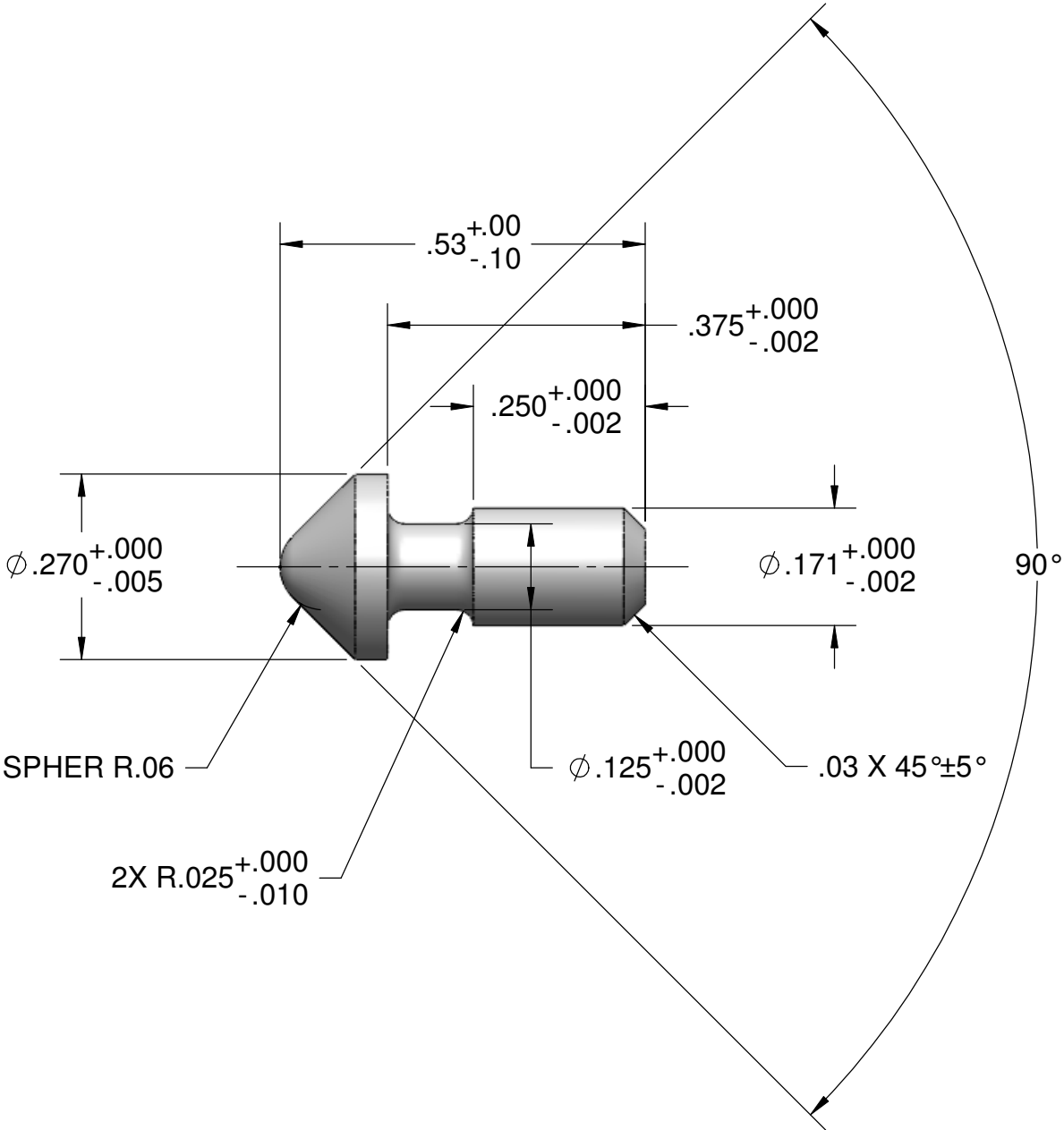
UNLESS OTHERWISE SPECIFIED: DIMENSIONS ARE IN INCHES. TOLERANCE: ANGULAR $\pm .5^{\circ}$, 2 PL $\pm .01$, 3 PL $\pm .005$, 4 PL $\pm .0005$, SYMM & CONC: 1/2 FEATURE TOL. FAB FINISH: 125 MICROINCH. BRK/FIL SHARP COR .005 MAX. DIM & TOL IAW ASME Y14.5 - 1994.		BY	DATE	<div><i>Benson Consulting, LLP</i></div> <div><i>Gastonia, NC 28054 • rhbenson@earthlink.net • 1-704-860-1202</i></div> <div>TITLE</div> <div>PIN, SEAR</div> <div>1st MADE FOR: M1911-A1 REDUX</div>					
	MODELED	R Benson	08/17/2010						
	DRAWN	R Benson	08/31/2010						
	ENGRG			SIZE B		DWG NO 5013211		REV X	
	MFG								
	QA								
THIRD ANGLE PROJECTION	MATERIAL DRILL ROD, O2, ASTM A681								
	HEAT TREAT RH C 48-52								
	FINISH PARA 5.3.1.2 OF MIL-STD-171								
DO NOT SCALE DRAWING				SCALE: 4:1		WEIGHT: 0.00 LB		SHEET 1 of 1	

REVISION HISTORY			
REV	DESCRIPTION	DATE	APPRVD




UNLESS OTHERWISE SPECIFIED: DIMENSIONS ARE IN INCHES. TOLERANCE: ANGULAR $\pm 5^{\circ}$ 2 PL $\pm .01$, 3 PL $\pm .005$, 4 PL $\pm .0005$ SYMM & CONC: 1/2 FEATURE TOL. FAB FINISH: 125 MICROINCH. BRK/FIL SHARP COR .005 MAX. DIM & TOL IAW ASME Y14.5 - 1994.				<div>Benson Consulting, LLP</div> <div>Gastonia, NC 28054 • rhbenson@earthlink.net • 1-704-860-1202</div> <div>TITLE</div> <div>PIN, MAINSPRING HOUSING</div> <div>1st MADE FOR: M1911-A1 REDUX</div> <div>SIZE DWG NO. REV</div> <div>B 5013212 X</div> <div>SCALE: 4:1 WEIGHT: 0.00 LB SHEET 1 of 1</div>			
THIRD ANGLE PROJECTION				MATERIAL			
				DRILL ROD, O2, ASTM A681			
				HEAT TREAT			
DO NOT SCALE DRAWING				RH C 43.5-50			
				FINISH			
				PARA 5.3.1.2 OF MIL-STD-171			

REVISION HISTORY			
REV	DESCRIPTION	DATE	APPRVD



UNLESS OTHERWISE SPECIFIED: DIMENSIONS ARE IN INCHES. TOLERANCE: ANGULAR $\pm 5^\circ$. 2 PL $\pm .01$, 3 PL $\pm .005$, 4 PL $\pm .0005$, SYMM & CONC: 1/2 FEATURE TOL. FAB FINISH: 125 MICROINCH. BRK/FIL SHARP COR .005 MAX. DIM & TOL IAW ASME Y14.5 - 1994.				Benson Consulting, LLP Gastonia, NC 28054 • rhbenson@earthlink.net • 1-704-860-1202			
THIRD ANGLE PROJECTION				TITLE			
				PIN, RETAINER, MAINSRING HOUSING			
				1st MADE FOR: M1911-A1 REDUX			
DO NOT SCALE DRAWING				SCALE: 4:1			
				WEIGHT: 0.00 LB			
				SHEET 1 of 1			

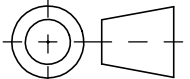


MODEL SHOWN COMPRESSED FOR ASSEMBLY

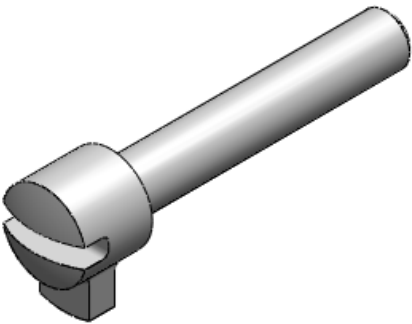
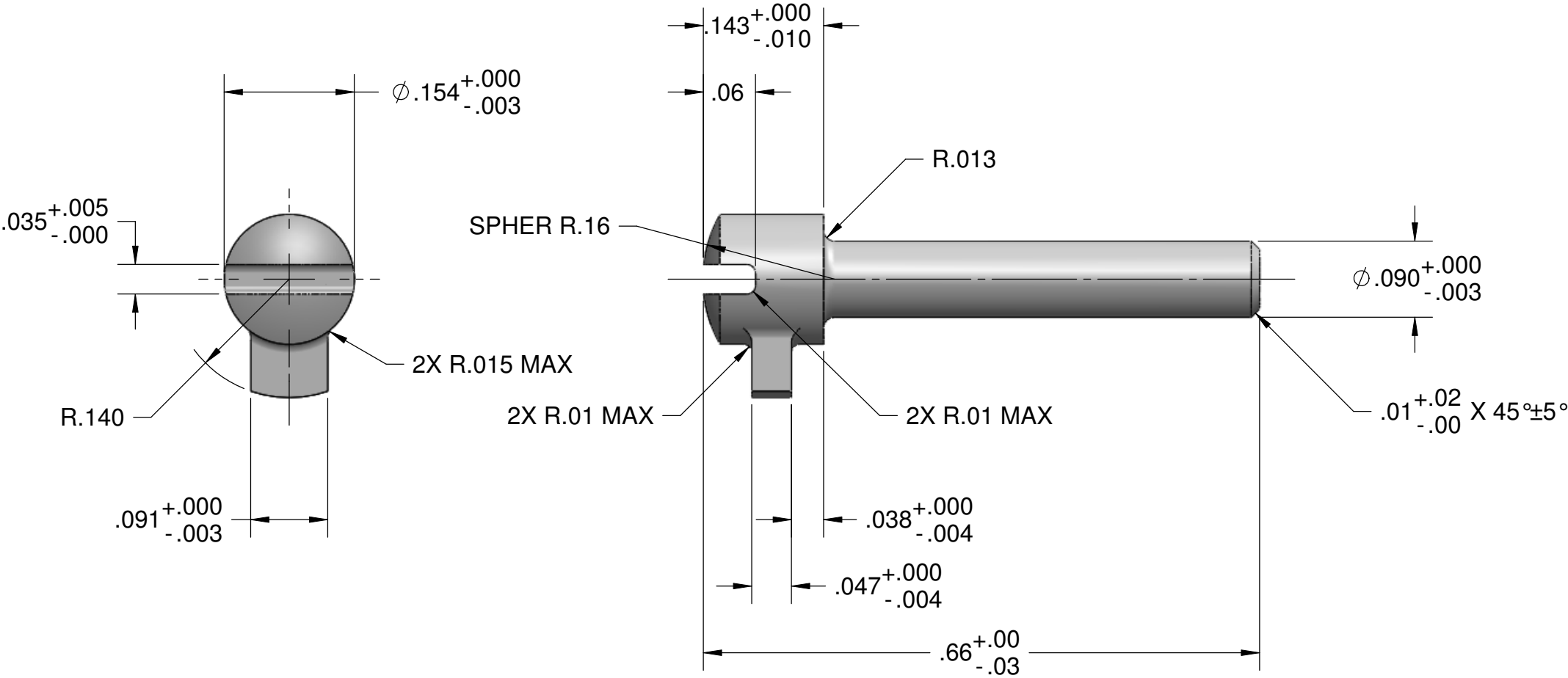
DIAMETER OF WIRE	(.026)
INSIDE DIAMETER (ID), FREE, NOT LESS THAN091
OUTSIDE DIAMETER (OD), SOLID, NOT MORE THAN149
FREE LENGTH (APPROX)708
ACTIVE COILS	(11)
TOTAL COILS	(13)
DIRECTION OF HELIX	CW
LOAD AT COMPRESSED LENGTH OF550 = 5.7 ± .5 LB
LOAD AT COMPRESSED LENGTH OF456 = 8.5 ± .7 LB
SOLID LENGTH364 MAX
TYPE OF ENDS	PLAIN (OPEN ENDS, NOT GROUND)
HOLE DIA INTO WHICH SPRING FITS FREELY152 MIN
REDUCE ID OF LAST COIL ON BOTH ENDS TO085 +.000 -.010

NOTES:

- MANUFACTURE IAW TYPE 1, GRADE A, OF SAE AS 13572.
- STRESS RELIEVE AT 450°F FOR 20 MINUTES AFTER FORMING.


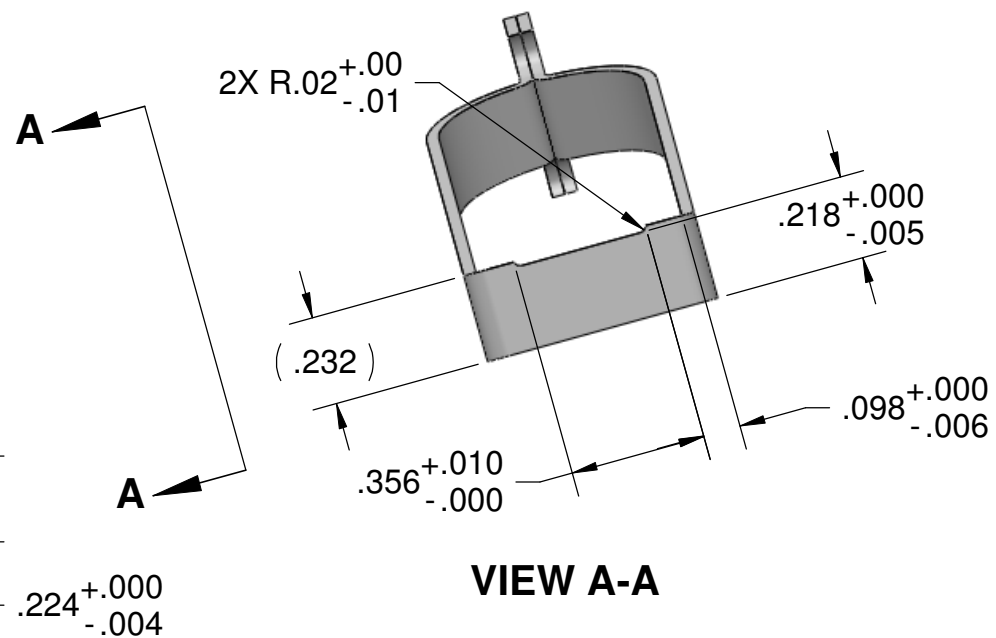
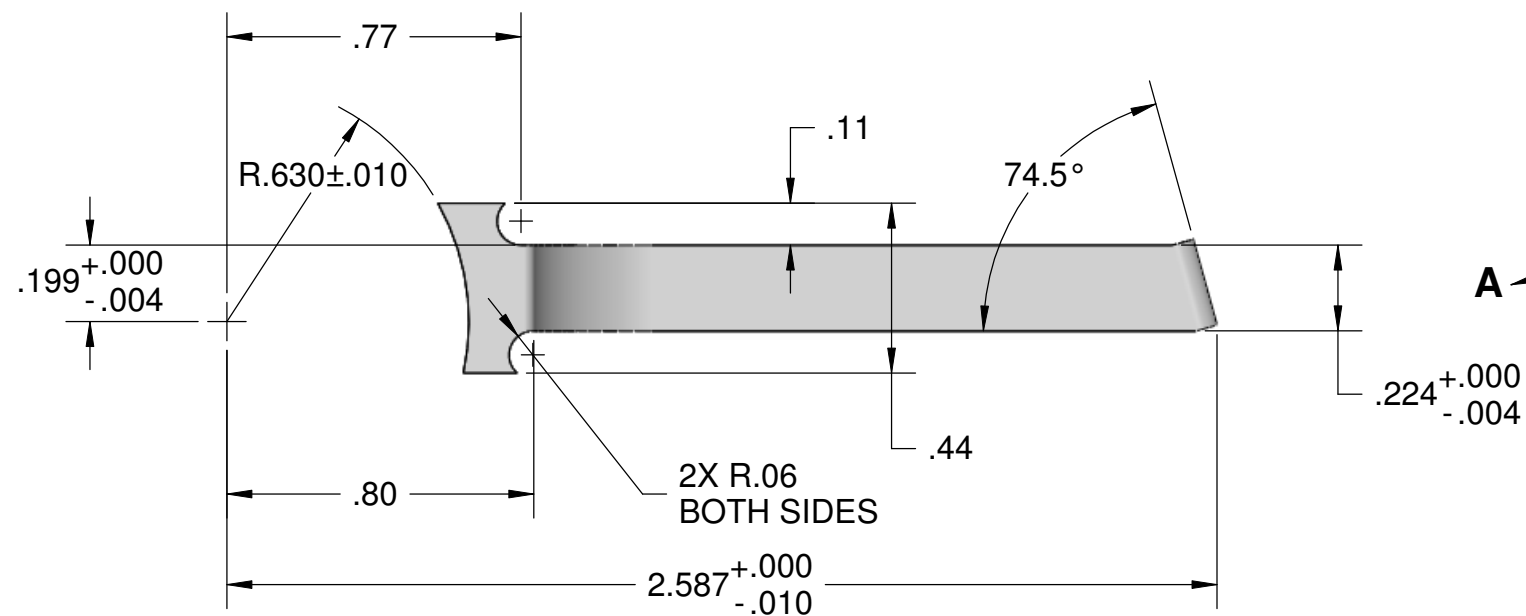
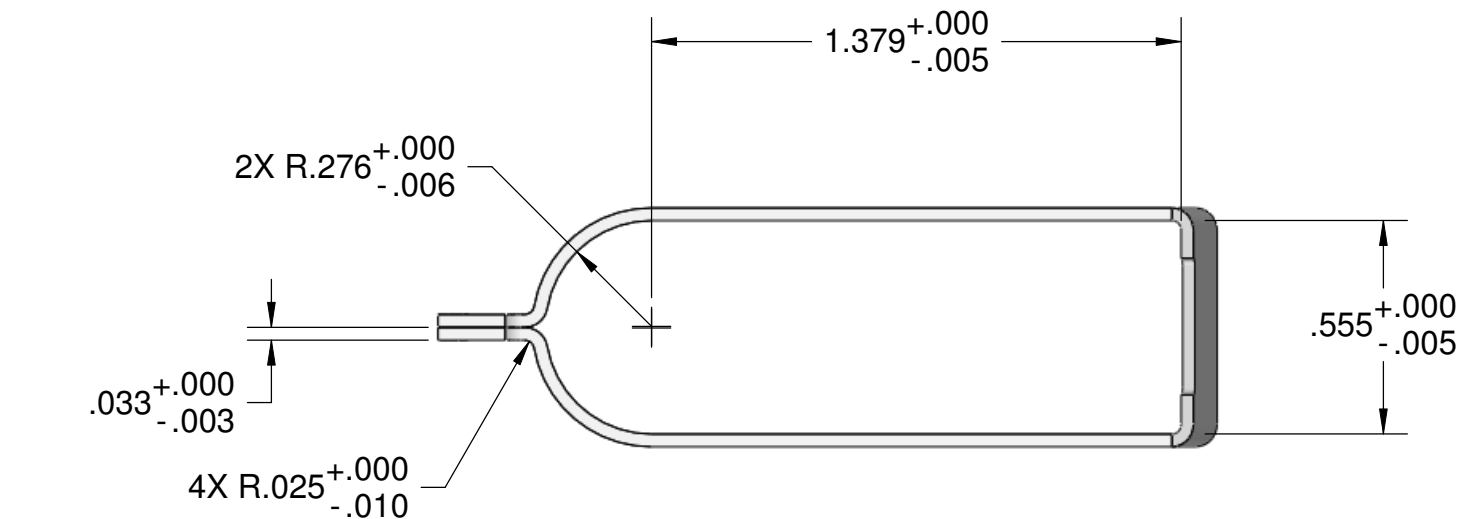
UNLESS OTHERWISE SPECIFIED: DIMENSIONS ARE IN INCHES. TOLERANCE: ANGULAR $\pm .5^{\circ}$, 2 PL $\pm .01$, 3 PL $\pm .005$, 4 PL $\pm .0005$, SYMM & CONC: 1/2 FEATURE TOL. FAB FINISH: 125 MICROINCH. BRK/FIL SHARP COR .005 MAX. DIM & TOL IAW ASME Y14.5 - 1994.				BY		DATE		<div><h1>Benson Consulting, LLP</h1><p>Gastonia, NC 28054 • rhbenison@earthlink.net • 1-704-860-1202</p></div> <div>TITLE</div> <div>SPRING, MAGAZINE CATCH</div> <div>1st MADE FOR: M1911-A1 REDUX</div>							
		MODELED		R Benson		08/28/2010									
		DRAWN		R Benson		08/31/2010									
		ENGRG													
		MFG													
		QA													
THIRD ANGLE PROJECTION				MATERIAL MUSIC WIRE, STEEL, ASTM A228				<div>SIZE</div> <div>B</div> <div>DWG NO</div> <div>5013217</div> <div>REV</div> <div>X</div>							
				HEAT TREAT SEE NOTE 2											
FINISH															
DO NOT SCALE DRAWING								SCALE: 6:1		WEIGHT: 0.00 LB		SHEET 1 of 1			

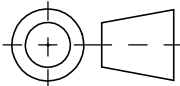
REVISION HISTORY			
REV	DESCRIPTION	DATE	APPRVD



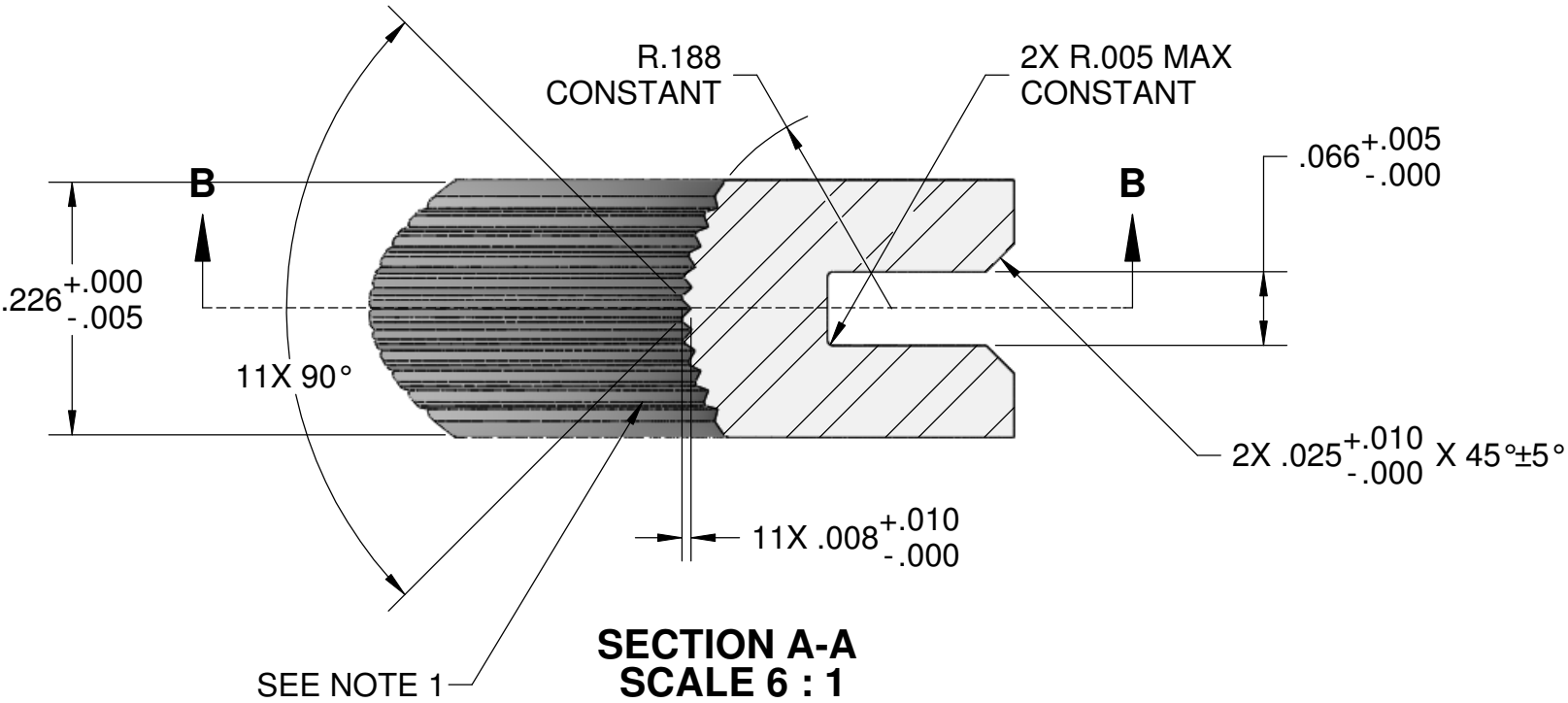
UNLESS OTHERWISE SPECIFIED: DIMENSIONS ARE IN INCHES. TOLERANCE: ANGULAR $\pm 5^{\circ}$. 2 PL $\pm .01$, 3 PL $\pm .005$, 4 PL $\pm .0005$, SYMM & CONC: 1/2 FEATURE TOL. FAB FINISH: 125 MICROINCH. BRK/FIL SHARP COR .005 MAX. DIM & TOL IAW ASME Y14.5 - 1994.				<div>Benson Consulting, LLP</div> <div>Gastonia, NC 28054 • rhbenson@earthlink.net • 1-704-860-1202</div> <div>TITLE</div> <div>LOCK, MAGAZINE CATCH</div> <div>1st MADE FOR: M1911-A1 REDUX</div> <div>SIZE DWG NO. REV</div> <div>B 5013218 X</div>			
THIRD ANGLE PROJECTION				MATERIAL			
				STEEL, 1117 ASTM A108			
				HEAT TREAT			
				CASE DP .003-.005, RH C 48-52			
DO NOT SCALE DRAWING				FINISH			
				PARA 5.3.1.2 OF MIL-STD-171			
SCALE: 6:1		WEIGHT: 0.00 LB		SHEET 1 of 1			

REVISION HISTORY			
REV	DESCRIPTION	DATE	APPRVD

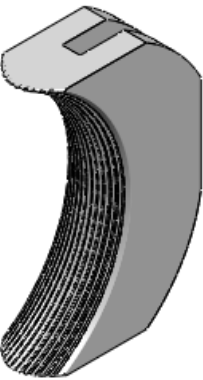
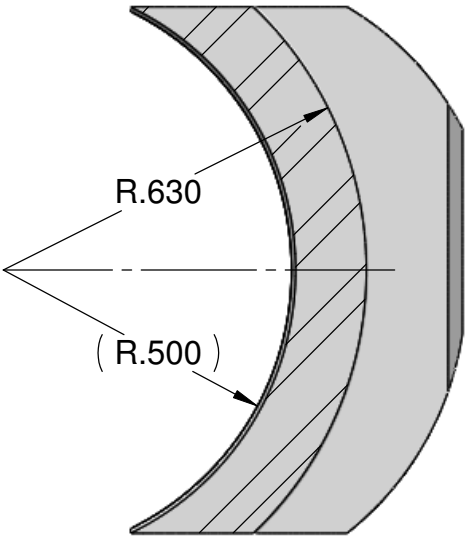
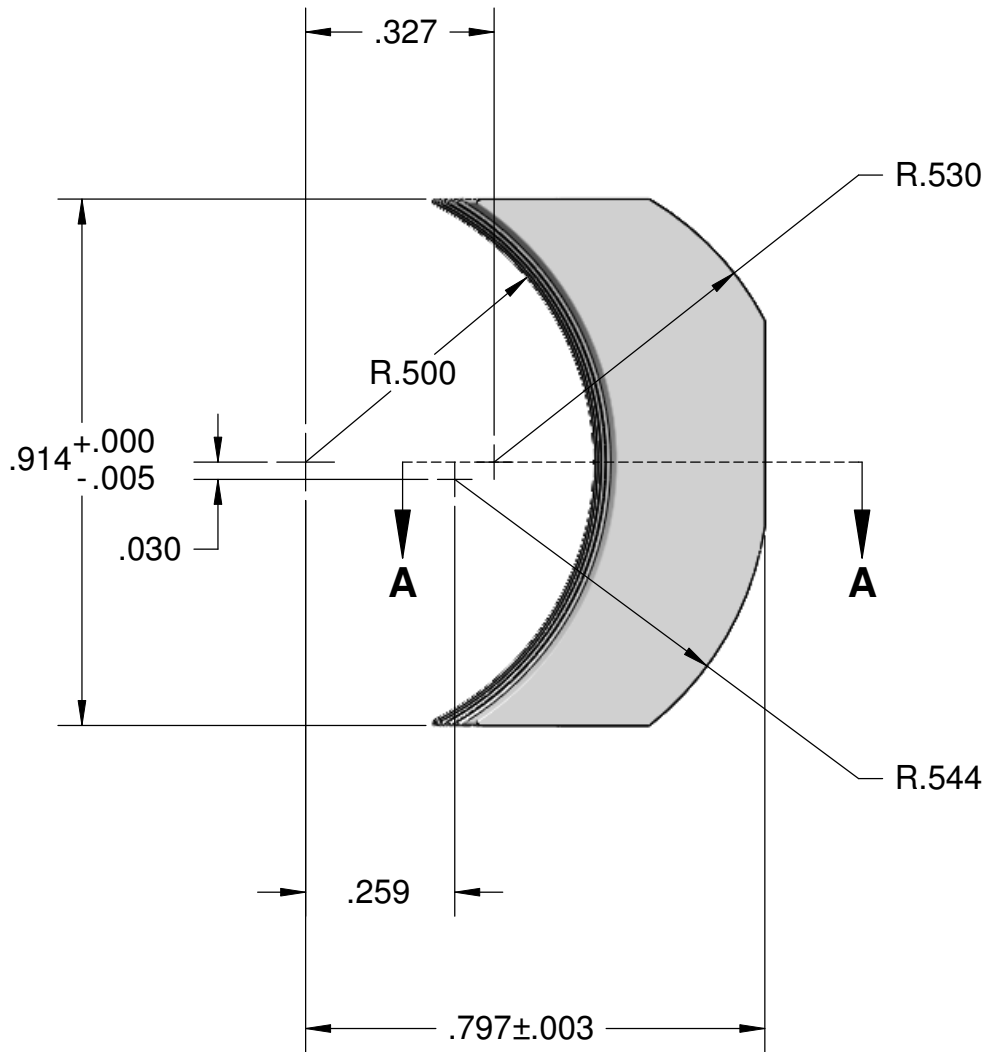


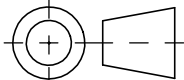
UNLESS OTHERWISE SPECIFIED: DIMENSIONS ARE IN INCHES. TOLERANCE: ANGULAR $\pm 5^\circ$, 2 PL $\pm .01$, 3 PL $\pm .005$, 4 PL $\pm .0005$, SYMM & CONC: 1/2 FEATURE TOL. FAB FINISH: 125 MICROINCH. BRK/FIL SHARP COR .005 MAX. DIM & TOL IAW ASME Y14.5 - 1994.				Benson Consulting, LLP Gastonia, NC 28054 • rhbenson@earthlink.net • 1-704-860-1202			
				TITLE BOW, TRIGGER 1st MADE FOR: M1911-A1 REDUX			
				SIZE B	DWG NO 5153126	REV X	
THIRD ANGLE PROJECTION 				SCALE: 2:1 WEIGHT: 0.01 LB SHEET 1 of 1			
DO NOT SCALE DRAWING							
MATERIAL STEEL, 1018, ASTM A108							
HEAT TREAT							
FINISH PARA 5.3.1.2 OF MIL-STD-171							

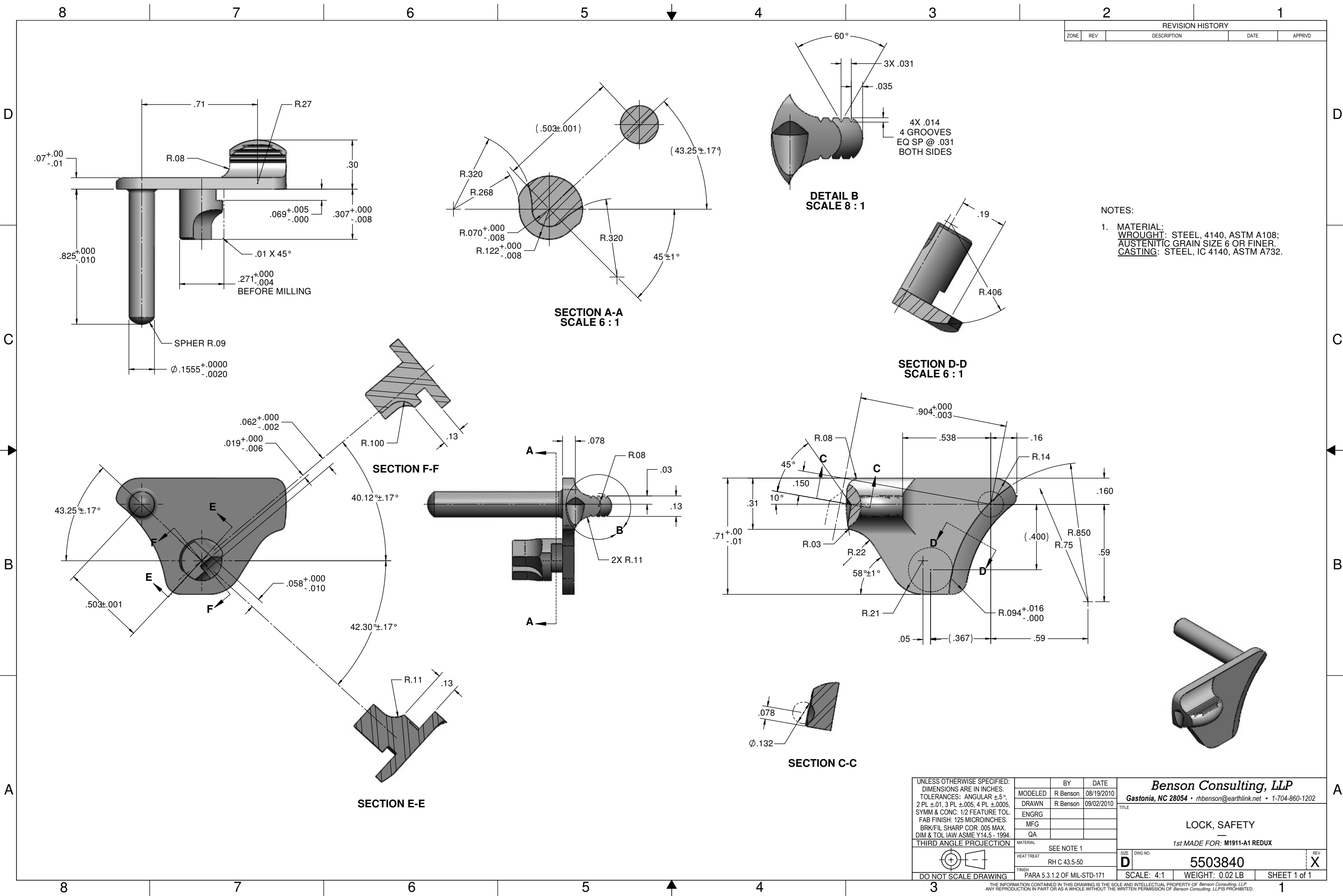
REVISION HISTORY			
REV	DESCRIPTION	DATE	APPRVD



- NOTES:
- 11 CONTOURED GROOVES EQUALLY SPACED AT 5° AND CENTERED ABOUT CENTERLINE. GROOVES ARE CONTOURED ALONG BOTH THE R.500 AND R.188 SURFACES.



UNLESS OTHERWISE SPECIFIED: DIMENSIONS ARE IN INCHES. TOLERANCE: ANGULAR $\pm .5^\circ$, 2 PL $\pm .01$, 3 PL $\pm .005$, 4 PL $\pm .0005$, SYMM & CONC: 1/2 FEATURE TOL. FAB FINISH: 125 MICROINCH. BRK/FIL SHARP COR .005 MAX. DIM & TOL IAW ASME Y14.5 - 1994.		BY	DATE	<div><i>Benson Consulting, LLP</i></div> <div>Gastonia, NC 28054 • rhbenison@earthlink.net • 1-704-860-1202</div>		
	MODELED	R Benson	08/25/2010			
	DRAWN	R Benson	09/01/2010			
	ENGRG					
	MFG					
	QA			TITLE PAD, TRIGGER 1st MADE FOR: M1911-A1 REDUX		
THIRD ANGLE PROJECTION						
<div></div>						
DO NOT SCALE DRAWING	MATERIAL STEEL, 1018, ASTM A108			SIZE B	DWG NO 5153127	REV X
	HEAT TREAT			SCALE: 3:1 WEIGHT: 0.02 LB SHEET 1 of 1		
	FINISH PARA 5.3.1.2 OF MIL-STD-171					

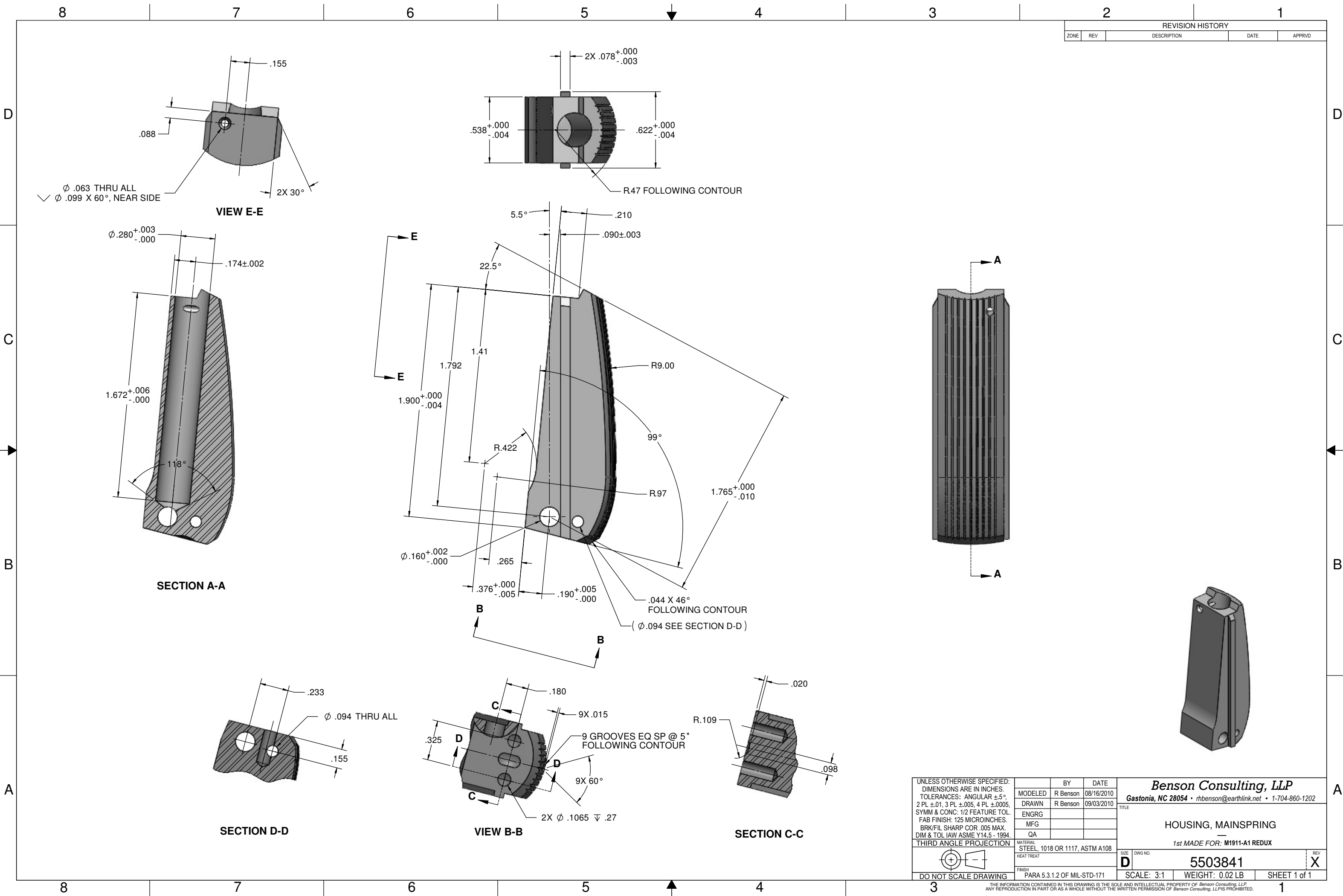


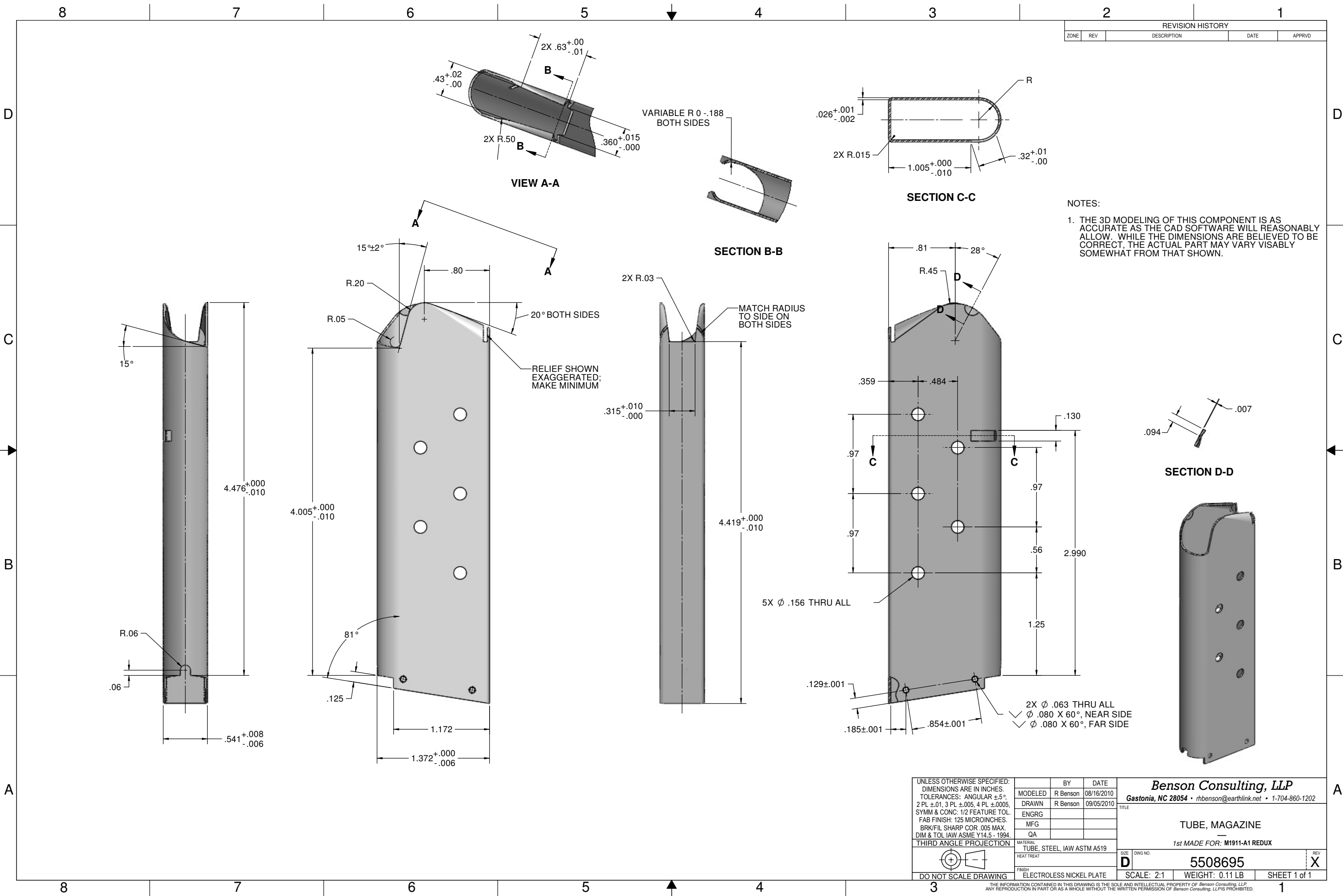
REVISION HISTORY				
ZONE	REV	DESCRIPTION	DATE	APPRVD

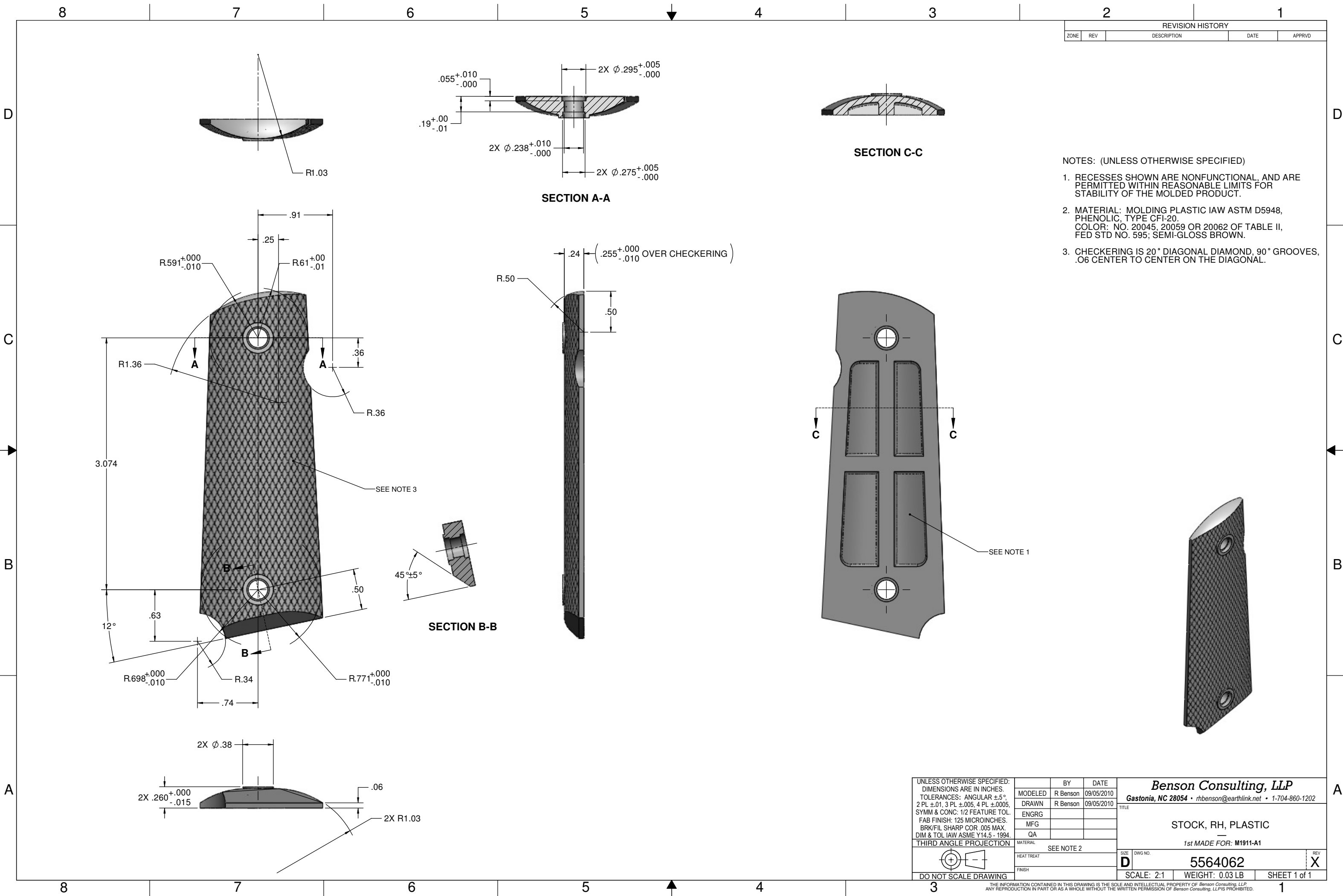
- NOTES:
- MATERIAL:
WROUGHT: STEEL, 4140, ASTM A108;
AUSTENITIC GRAIN SIZE 6 OR FINER.
CASTING: STEEL, IC 4140, ASTM A732.

UNLESS OTHERWISE SPECIFIED: DIMENSIONS ARE IN INCHES. TOLERANCES: ANGULAR ±5°, 2 PL ±.01, 3 PL ±.005, 4 PL ±.0005, SYMM & CONC: 1/2 FEATURE TOL. FAB FINISH: 125 MICROINCHES. BRK/FIL SHARP COR .005 MAX. DIM & TOL IAW ASME Y14.5 - 1994. THIRD ANGLE PROJECTION		BY	DATE	Benson Consulting, LLP Gastonia, NC 28054 • rhbenson@earthlink.net • 1-704-860-1202			
	MODELED	R Benson	08/19/2010				
	DRAWN	R Benson	09/02/2010	TITLE	LOCK, SAFETY — 1st MADE FOR: M1911-A1 REDUX		
	ENGRG						
	MFG						
	QA						
MATERIAL	SEE NOTE 1			SIZE	DWG NO.	REV	
HEAT TREAT	RH C 43.5-50			D	5503840	X	
FINISH	PARA 5.3.1.2 OF MIL-STD-171			SCALE: 4:1			
DO NOT SCALE DRAWING				WEIGHT: 0.02 LB		SHEET 1 of 1	

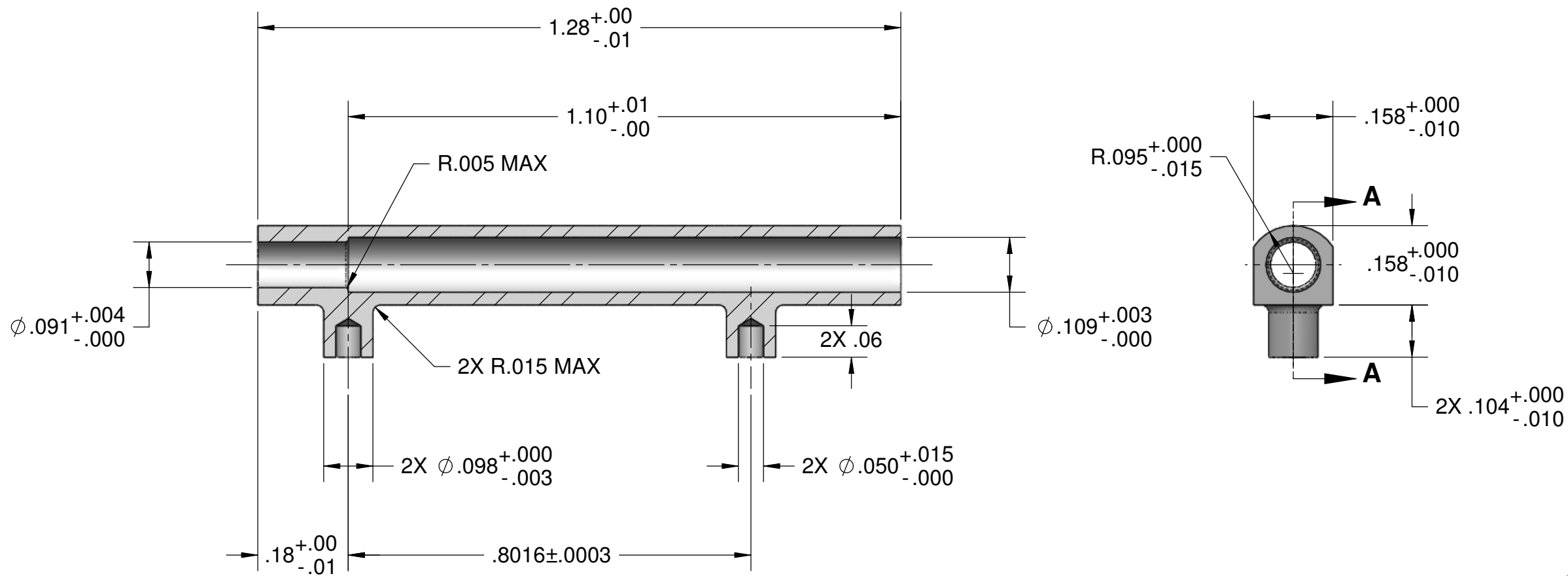
THE INFORMATION CONTAINED IN THIS DRAWING IS THE SOLE AND INTELLECTUAL PROPERTY OF Benson Consulting, LLP.
ANY REPRODUCTION IN PART OR AS A WHOLE WITHOUT THE WRITTEN PERMISSION OF Benson Consulting, LLP IS PROHIBITED.



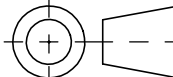




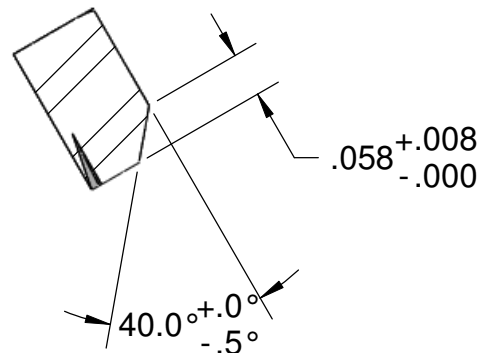
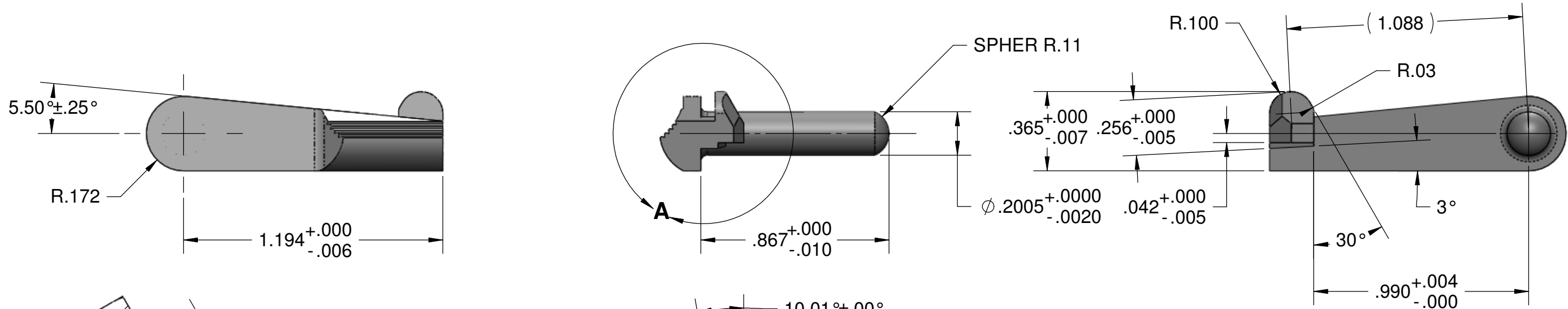
REVISION HISTORY			
REV	DESCRIPTION	DATE	APPRVD



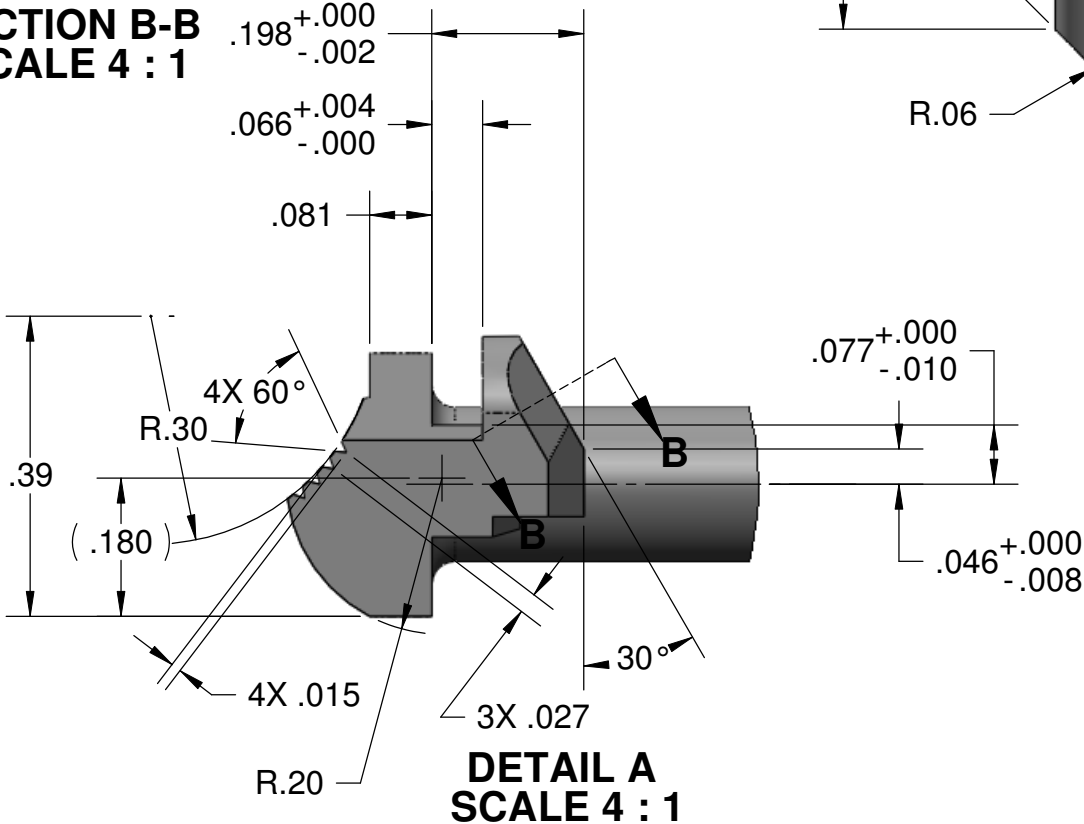
SECTION A-A

UNLESS OTHERWISE SPECIFIED: DIMENSIONS ARE IN INCHES. TOLERANCE: ANGULAR $\pm .5^\circ$, 2 PL $\pm .01$, 3 PL $\pm .005$, 4 PL $\pm .0005$, SYMM & CONC: 1/2 FEATURE TOL. FAB FINISH: 125 MICROINCH. BRK/FIL SHARP COR .005 MAX. DIM & TOL IAW ASME Y14.5 - 1994.		BY	DATE	<div><i>Benson Consulting, LLP</i></div> <div>Gastonia, NC 28054 • rhbenenson@earthlink.net • 1-704-860-1202</div>			
	MODELED	R Benson	08/21/2010				
	DRAWN	R Benson	09/06/2010				
	ENGRG			TITLE <div>TUBE, PLUNGER</div> <div>1st MADE FOR: M1911-A1 REDUX</div>			
	MFG						
	QA						
THIRD ANGLE PROJECTION	MATERIAL STEEL, 1018, ASTM A108			SIZE B			
	HEAT TREAT						
DO NOT SCALE DRAWING	FINISH PARA 5.3.1.2 OF MIL-STD-171			REV X			
			WEIGHT: 0.01 LB				
							SHEET 1 of 1

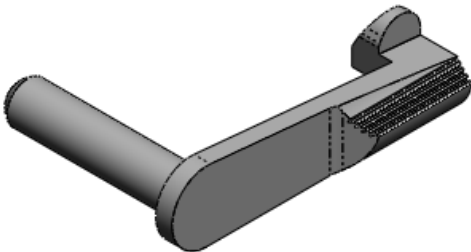
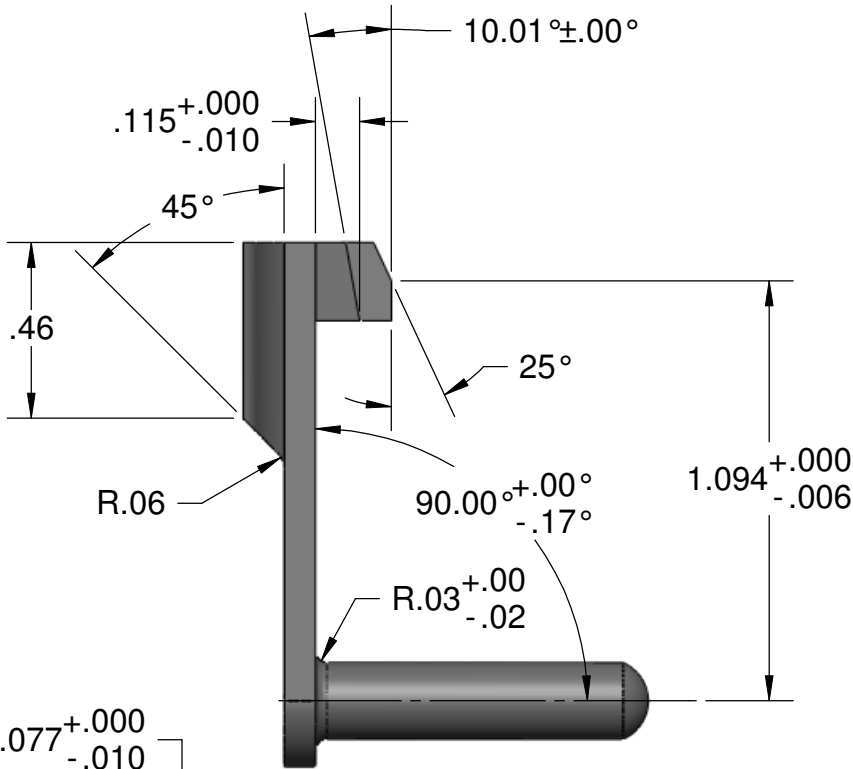
REVISION HISTORY			
REV	DESCRIPTION	DATE	APPRVD



SECTION B-B
SCALE 4 : 1

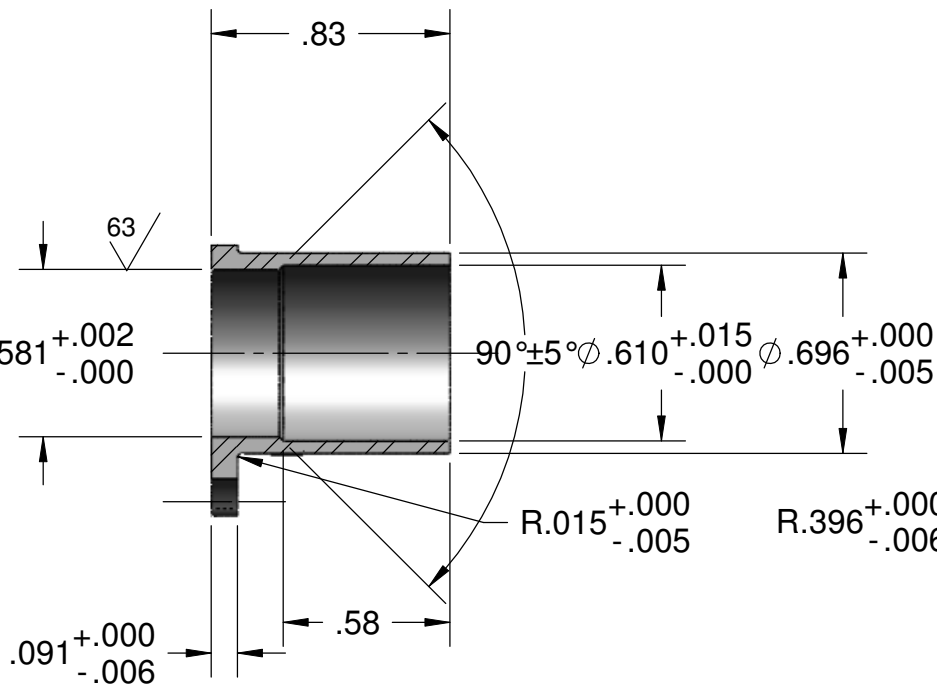
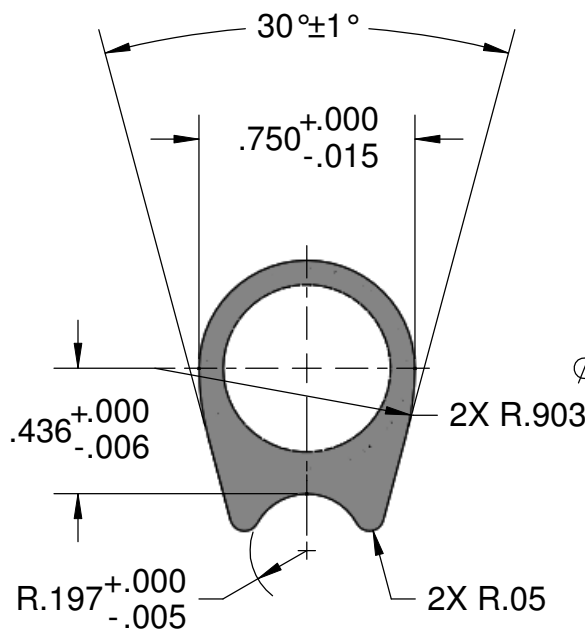


DETAIL A
SCALE 4 : 1

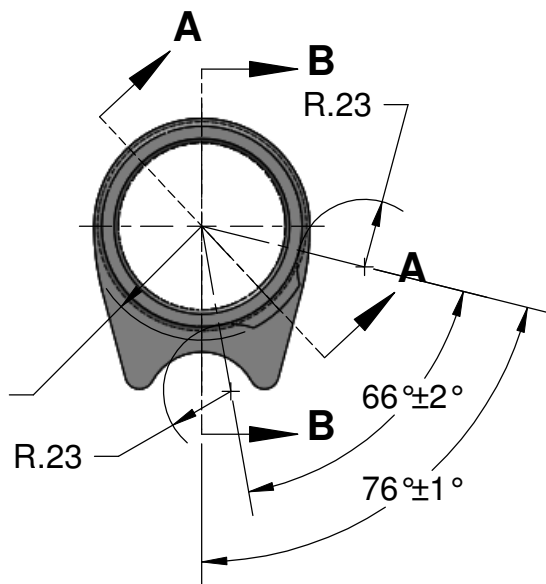


UNLESS OTHERWISE SPECIFIED: DIMENSIONS ARE IN INCHES. TOLERANCE: ANGULAR $\pm .5^{\circ}$ 2 PL $\pm .01$, 3 PL $\pm .005$, 4 PL $\pm .0005$, SYMM & CONC: 1/2 FEATURE TOL. FAB FINISH: 125 MICROINCH. BRK/FIL SHARP COR .005 MAX. DIM & TOL IAW ASME Y14.5 - 1994.				<div>Benson Consulting, LLP</div> <div>Gastonia, NC 28054 • rhbenson@earthlink.net • 1-704-860-1202</div>			
THIRD ANGLE PROJECTION				TITLE			
				<div>STOP, SLIDE</div> <div>1st MADE FOR: M1911-A1</div>			
DO NOT SCALE DRAWING				SIZE	DWG NO	REV	
<div>MODELED</div> <div>DRAWN</div> <div>ENGRG</div> <div>MFG</div> <div>QA</div>				<div>6008595</div>			
<div>MATERIAL</div> <div>STEEL 4140 IAW ASTM A322</div> <div>HEAT TREAT</div> <div>RH C 43.5-50</div> <div>FINISH</div> <div>PARA 5.3.1.2 OF MIL-STD-171</div>				<div>SCALE: 2:1</div> <div>WEIGHT: 0.02 LB</div> <div>SHEET 1 of 1</div>			
BY				DATE			
R Benson				08/19/2010			
R Benson				09/06/2010			

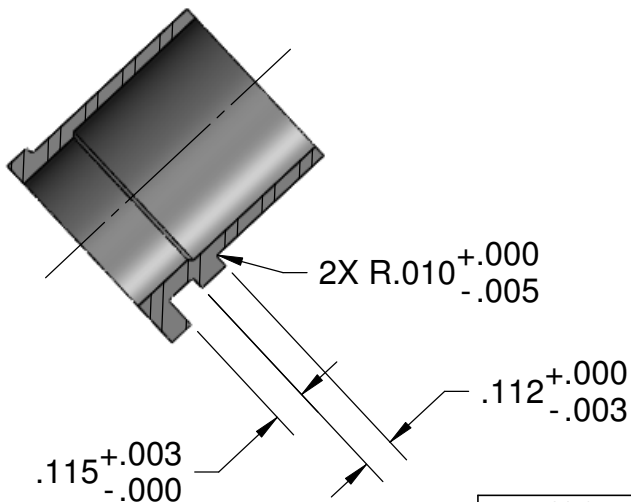
REVISION HISTORY			
REV	DESCRIPTION	DATE	APPRVD



SECTION B-B



- NOTES:
- MATERIAL:
WROUGHT: STEEL, 4140, ASTM A108;
AUSTENITIC GRAIN SIZE 6 OR FINER.
CAST: STEEL, IC4140, ASTM A732.

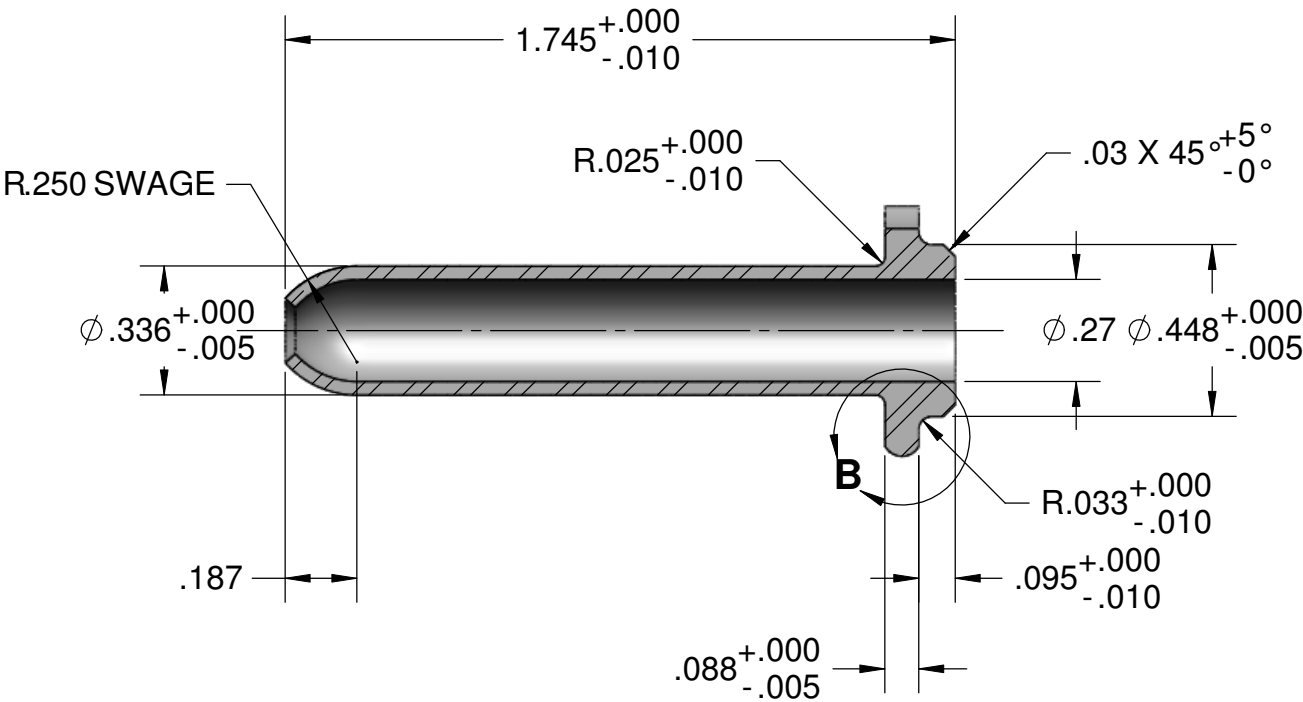


SECTION A-A

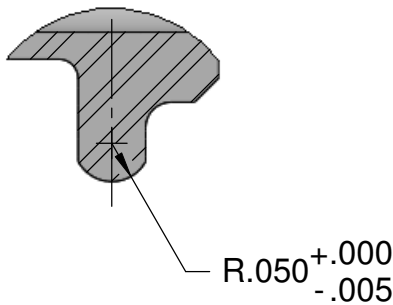


UNLESS OTHERWISE SPECIFIED: DIMENSIONS ARE IN INCHES. TOLERANCE: ANGULAR ±.5°. 2 PL ±.01, 3 PL ±.005, 4 PL ±.0005, SYMM & CONC: 1/2 FEATURE TOL. FAB FINISH: 125 MICROINCH. BRK/FIL SHARP COR .005 MAX. DIM & TOL IAW ASME Y14.5 - 1994.				Benson Consulting, LLP			
				MODELED	R Benson	07/28/2010	Gastonia, NC 28054 • rhbenson@earthlink.net • 1-704-860-1202
				DRAWN	R Benson	09/07/2010	
				ENGRG			
				MFG			
THIRD ANGLE PROJECTION				QA			TITLE BUSHING, BARREL 1st MADE FOR: M1911-A1 REDUX
				MATERIAL SEE NOTE 1		SIZE B	
				HEAT TREAT RH C 43.5-50		DWG NO 6008596	
DO NOT SCALE DRAWING				FINISH PARA 5.3.1.2 OF MIL-STD-171		SCALE: 3:2	WEIGHT: 0.03 LB
						SHEET 1 of 1	


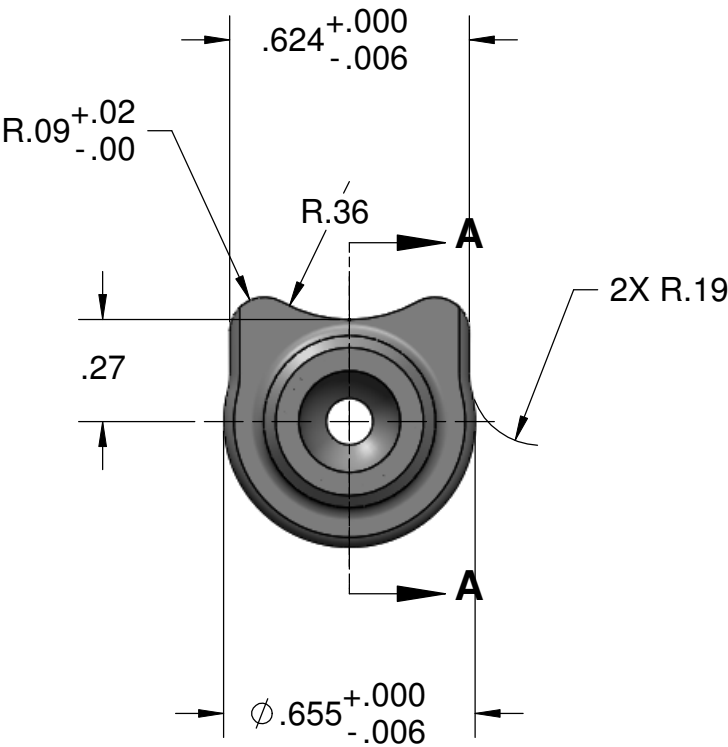
REVISION HISTORY			
REV	DESCRIPTION	DATE	APPRVD



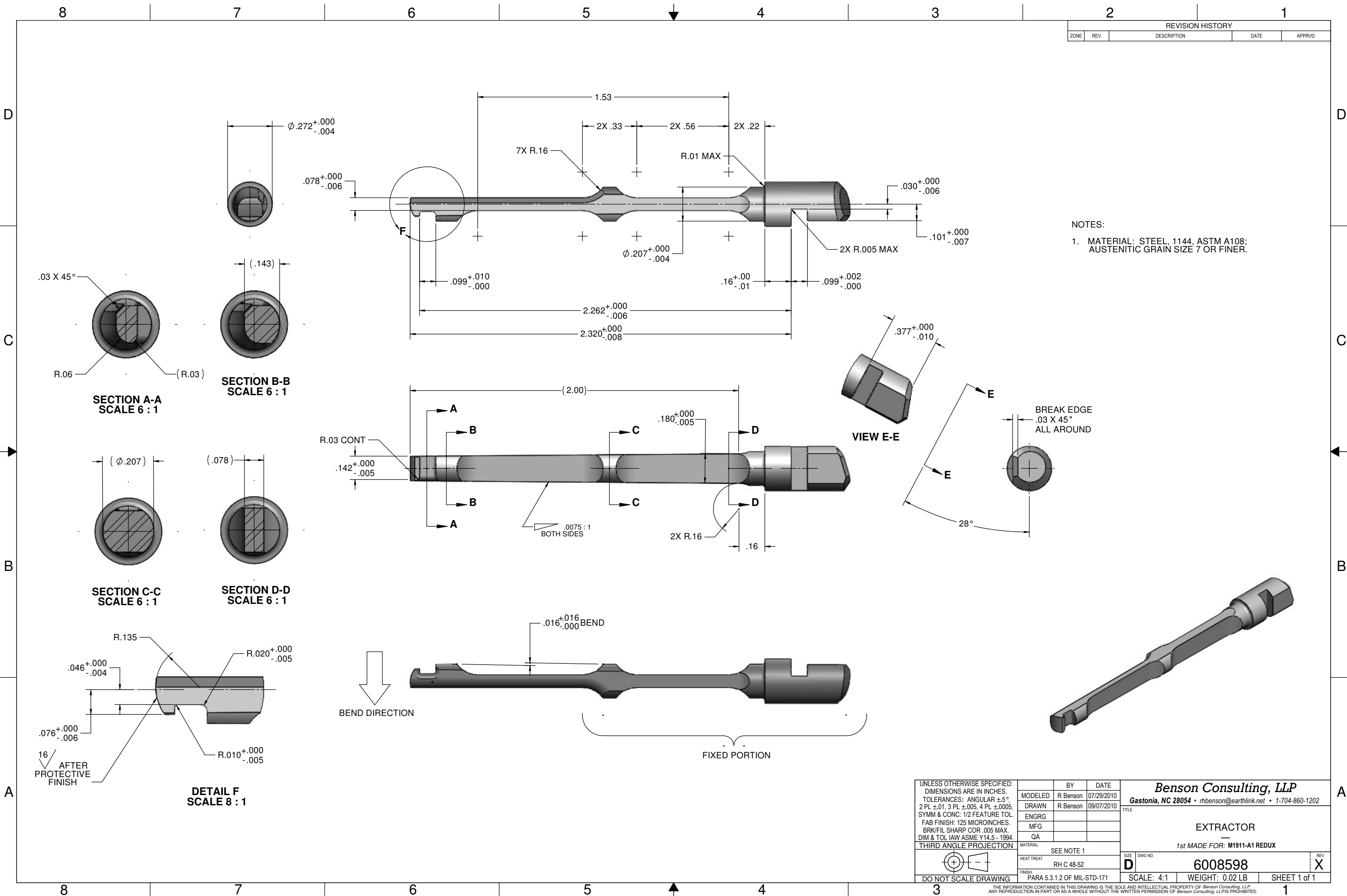
SECTION A-A



DETAIL B
SCALE 4 : 1



UNLESS OTHERWISE SPECIFIED: DIMENSIONS ARE IN INCHES. TOLERANCE: ANGULAR $\pm .5^\circ$. 2 PL $\pm .01$, 3 PL $\pm .005$, 4 PL $\pm .0005$, SYMM & CONC: 1/2 FEATURE TOL. FAB FINISH: 125 MICROINCH. BRK/FIL SHARP COR .005 MAX. DIM & TOL IAW ASME Y14.5 - 1994.		BY	DATE	<div><i>Benson Consulting, LLP</i></div> <div><i>Gastonia, NC 28054 • rhbenson@earthlink.net • 1-704-860-1202</i></div> <div>TITLE</div> <div>GUIDE, RECOIL SPRING</div> <div>—</div> <div>1st MADE FOR: M1911-A1 REDUX</div>													
	MODELED	R Benson	08/12/2010														
	DRAWN	R Benson	09/07/2010														
	ENGRG																
	MFG																
	QA			SIZE B				DWG NO 6008597				REV X					
THIRD ANGLE PROJECTION			MATERIAL														
			STEEL, 1141, ASTM A311														
			HEAT TREAT														
			RH C 35-40														
DO NOT SCALE DRAWING			FINISH			SCALE: 2:1				WEIGHT: 0.02 LB				SHEET 1 of 1			
			PARA 5.3.1.2 OF MIL-STD-171														




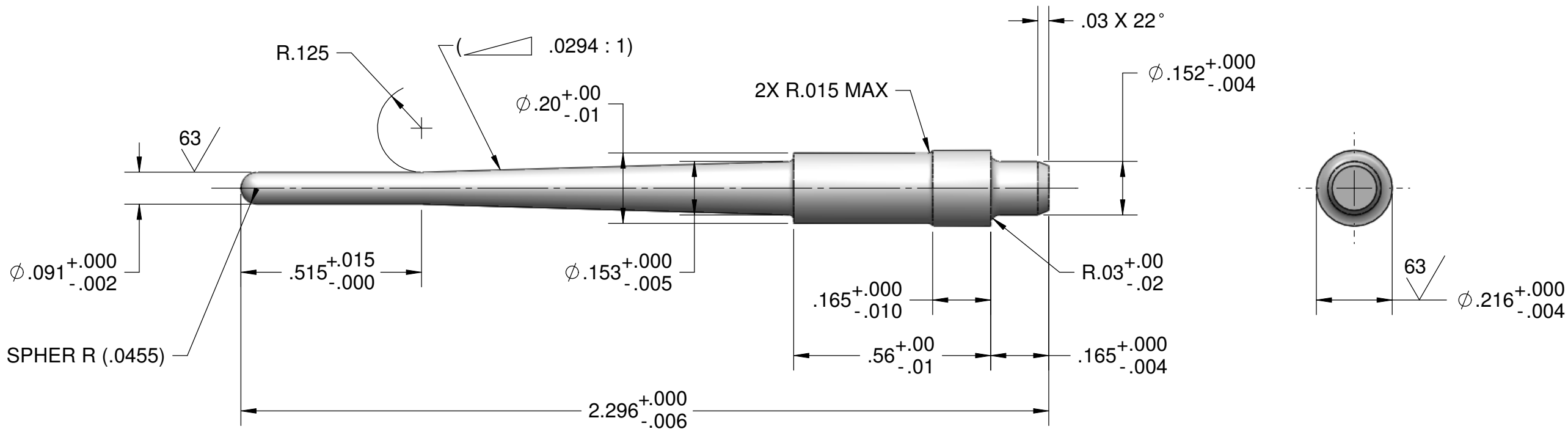
REVISION HISTORY				
ZONE	REV	DESCRIPTION	DATE	APPRVD

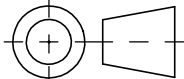
UNLESS OTHERWISE SPECIFIED: DIMENSIONS ARE IN INCHES. TOLERANCES: ANGULAR $\pm 5^\circ$, 2 PL $\pm .01$, 3 PL $\pm .005$, 4 PL $\pm .0005$, SYMM & CONC: 1/2 FEATURE TOL. FAB FINISH: 125 MICROINCHES. BRK/FIL SHARP COR .005 MAX. DIM & TOL IAW ASME Y14.5 - 1994.					BY MODELED R Benson 07/29/2010 DRAWN R Benson 09/07/2010 ENGRG MFG QA		DATE 07/29/2010 09/07/2010		Benson Consulting, LLP Gastonia, NC 28054 • rhbenson@earthlink.net • 1-704-860-1202	
THIRD ANGLE PROJECTION DO NOT SCALE DRAWING					MATERIAL SEE NOTE 1		HEAT TREAT RH C 48-52		FINISH PARA 5.3.1.2 OF MIL-STD-171	
TITLE EXTRACTOR 1st MADE FOR: M1911-A1 REDUX					SIZE D		DWG NO. 6008598		REV X	
SCALE: 4:1					WEIGHT: 0.02 LB		SHEET 1 of 1			

THE INFORMATION CONTAINED IN THIS DRAWING IS THE SOLE AND INTELLECTUAL PROPERTY OF Benson Consulting, LLP.
ANY REPRODUCTION IN PART OR AS A WHOLE WITHOUT THE WRITTEN PERMISSION OF Benson Consulting, LLP IS PROHIBITED.

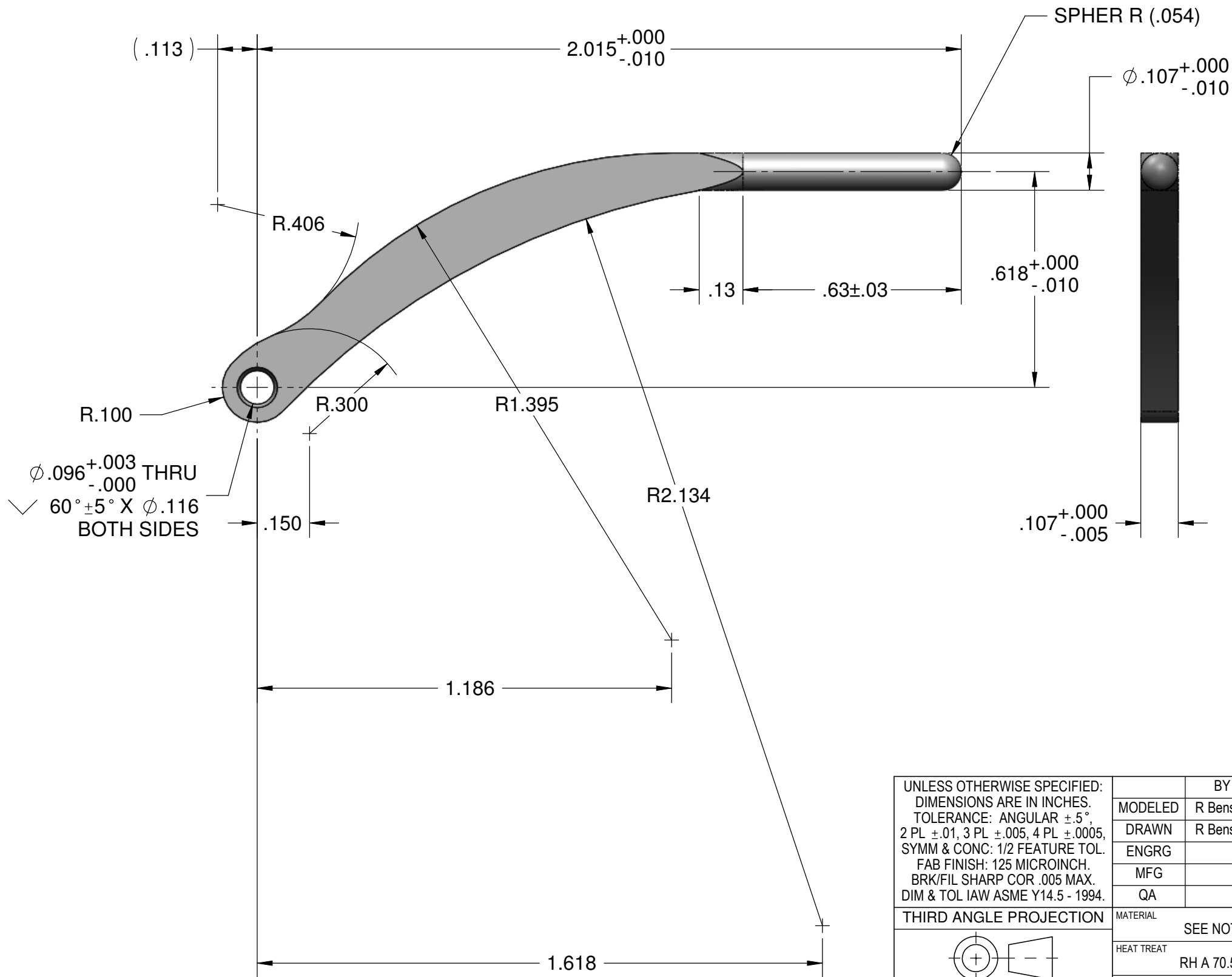
REVISION HISTORY			
REV	DESCRIPTION	DATE	APPRVD

- NOTES:
1. MATERIAL: STEEL, 1144, ASTM A108;
AUSTENITIC GRAIN SIZE 7 OR FINER.

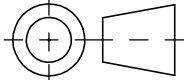


UNLESS OTHERWISE SPECIFIED: DIMENSIONS ARE IN INCHES. TOLERANCE: ANGULAR $\pm .5^\circ$. 2 PL $\pm .01$, 3 PL $\pm .005$, 4 PL $\pm .0005$, SYMM & CONC: 1/2 FEATURE TOL. FAB FINISH: 125 MICROINCH. BRK/FIL SHARP COR .005 MAX. DIM & TOL IAW ASME Y14.5 - 1994.		BY	DATE	<i>Benson Consulting, LLP</i> <i>Gastonia, NC 28054 • rhbenson@earthlink.net • 1-704-860-1202</i>			
	MODELED	R Benson	08/13/2010				
	DRAWN	R Benson	09/09/2010	TITLE <div>PIN, FIRING</div> <div>1st MADE FOR: M1911-A1 REDUX</div>			
	ENGRG						
	MFG						
	QA						
THIRD ANGLE PROJECTION	MATERIAL	SEE NOTE 1		SIZE B	DWG NO 6008599	REV X	
	HEAT TREAT	RH A 70.5-73.5					
	FINISH	PARA 5.3.1.2 OF MIL-STD-171		SCALE: 3:1			
DO NOT SCALE DRAWING				WEIGHT: 0.01 LB		SHEET 1 of 1	

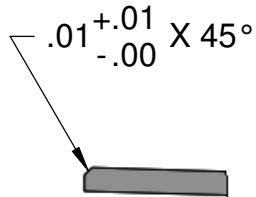

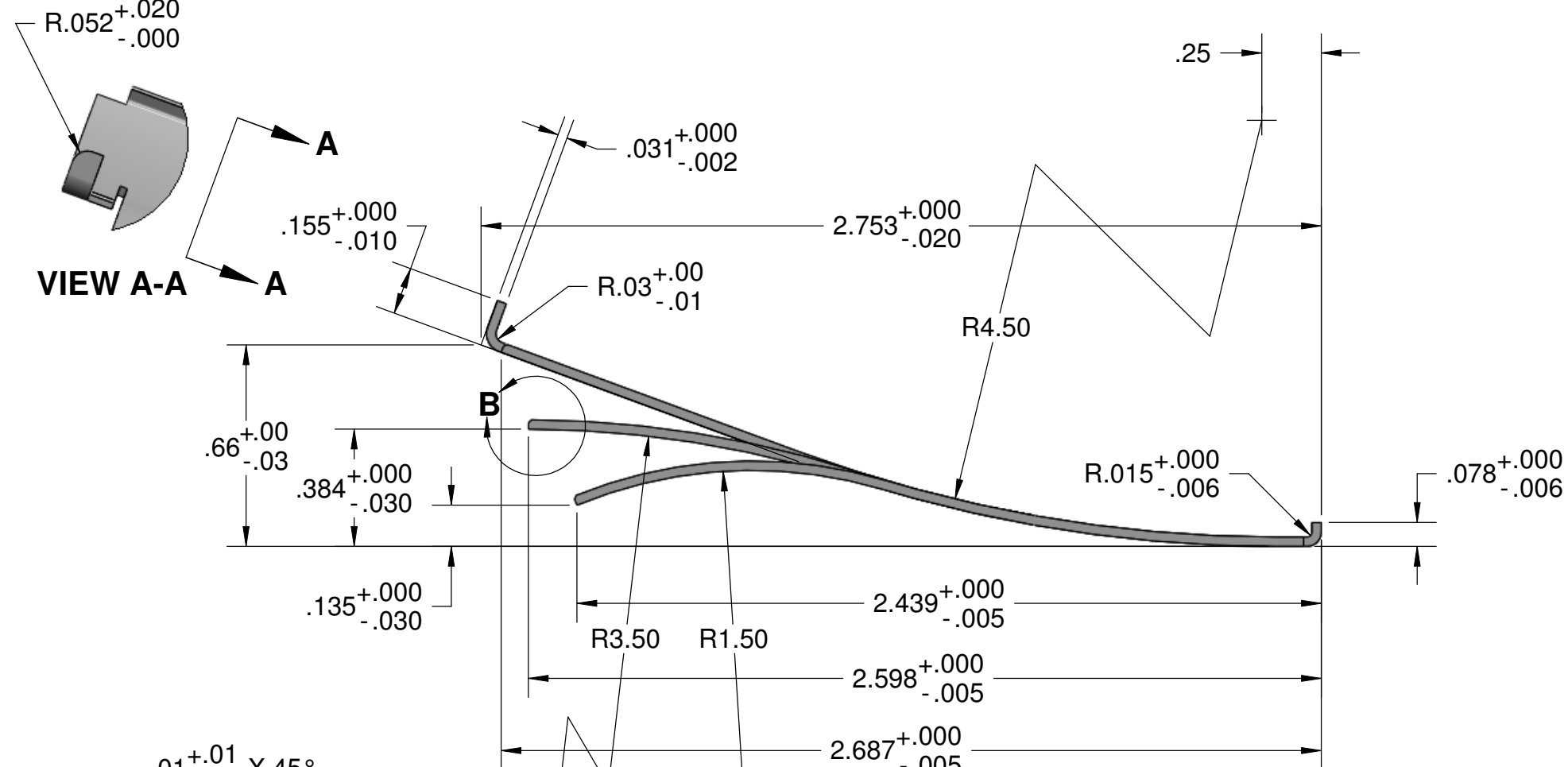
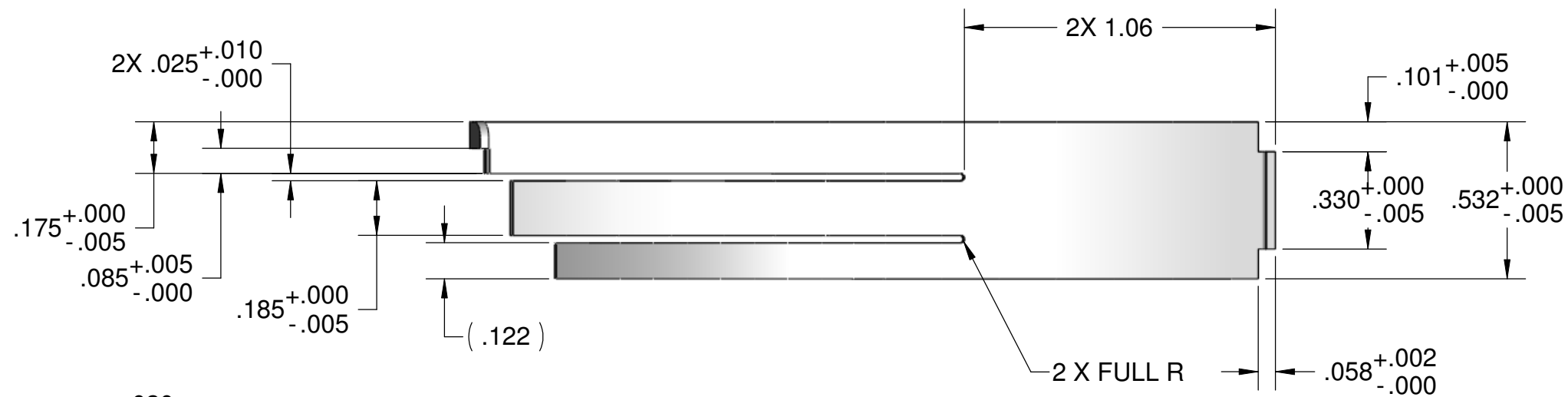
REVISION HISTORY			
REV	DESCRIPTION	DATE	APPRVD



- NOTES:
- MATERIAL: STEEL, 1144, ASTM A108; AUSTENITIC GRAIN SIZE 7 OF FINER.

UNLESS OTHERWISE SPECIFIED: DIMENSIONS ARE IN INCHES. TOLERANCE: ANGULAR $\pm .5^{\circ}$. 2 PL $\pm .01$, 3 PL $\pm .005$, 4 PL $\pm .0005$, SYMM & CONC: 1/2 FEATURE TOL. FAB FINISH: 125 MICROINCH. BRK/FIL SHARP COR .005 MAX. DIM & TOL IAW ASME Y14.5 - 1994.		BY	DATE	<div><i>Benson Consulting, LLP</i></div> <div>Gastonia, NC 28054 • rhbenson@earthlink.net • 1-704-860-1202</div> <div>TITLE</div> <div>STRUT, HAMMER</div> <div>1st MADE FOR: M1911-A1 REDUX</div>		
	MODELED	R Benson	08/18/2010			
	DRAWN	R Benson	09/09/2010			
	ENGRG			SIZE B	DWG NO 6008600	REV X
	MFG					
	QA					
THIRD ANGLE PROJECTION	MATERIAL	SEE NOTE 1		SCALE: 3:1		
	HEAT TREAT	RH A 70.5-73.5				
	FINISH	PARA 5.3.1.2 OF MIL-STD-171		SHEET 1 of 1		
DO NOT SCALE DRAWING						

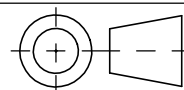
REVISION HISTORY			
REV	DESCRIPTION	DATE	APPRVD



DETAIL B
SCALE 4 : 1
3 PLACES

UNLESS OTHERWISE SPECIFIED:
DIMENSIONS ARE IN INCHES.
TOLERANCE: ANGULAR $\pm 5^\circ$.
2 PL $\pm .01$, 3 PL $\pm .005$, 4 PL $\pm .0005$,
SYMM & CONC: 1/2 FEATURE TOL.
FAB FINISH: 125 MICROINCH.
BRK/FIL SHARP COR .005 MAX.
DIM & TOL IAW ASME Y14.5 - 1994.

THIRD ANGLE PROJECTION



DO NOT SCALE DRAWING

	BY	DATE
MODELED	R Benson	09/09/2010
DRAWN	R Benson	09/10/2010
ENGRG		
MFG		
QA		

MATERIAL
STEEL, 1090, ASTM A684

HEAT TREAT
RH A 72-75

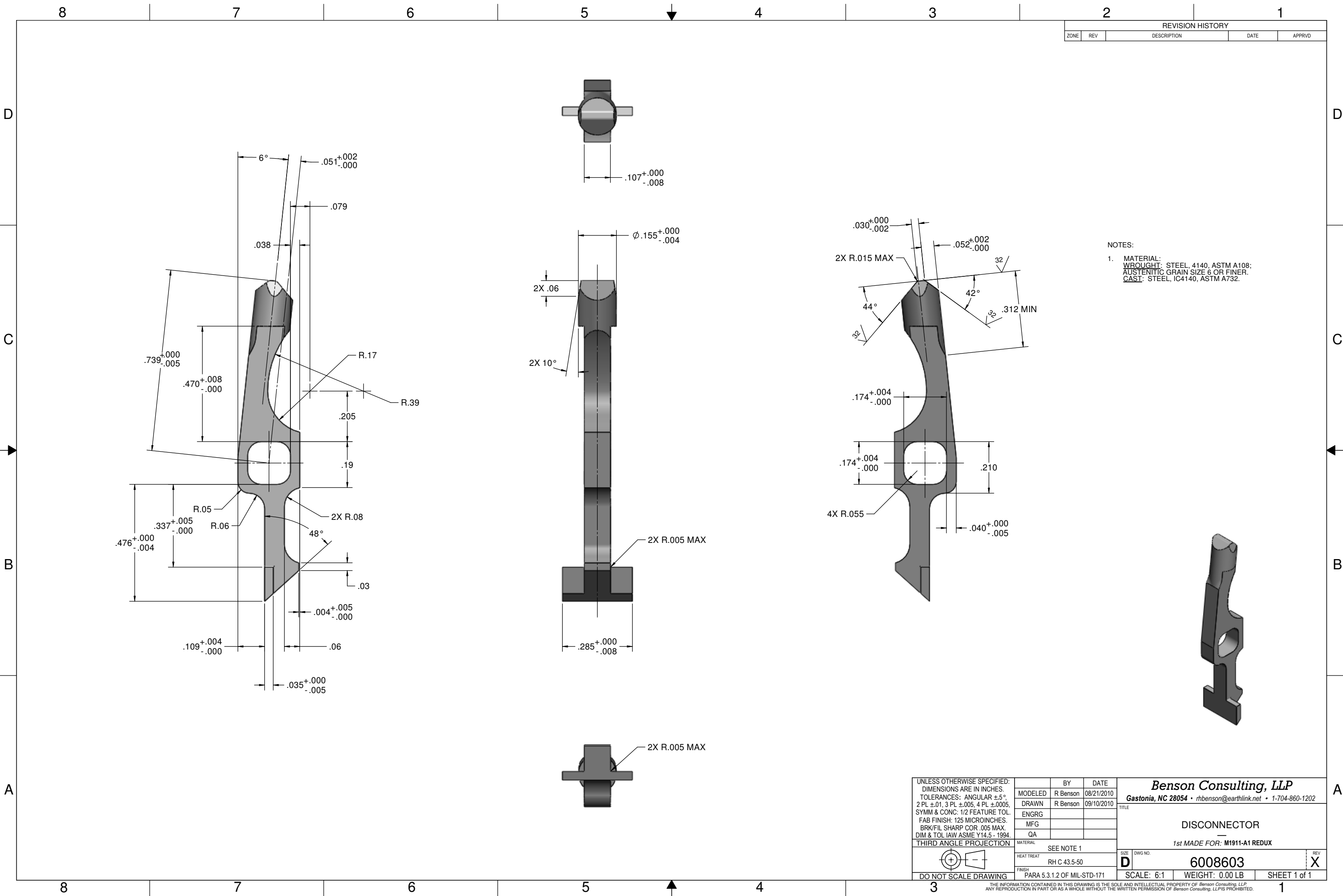
FINISH
PARA 5.3.1.2 OF MIL-STD-171

Benson Consulting, LLP
Gastonia, NC 28054 • rhbenson@earthlink.net • 1-704-860-1202

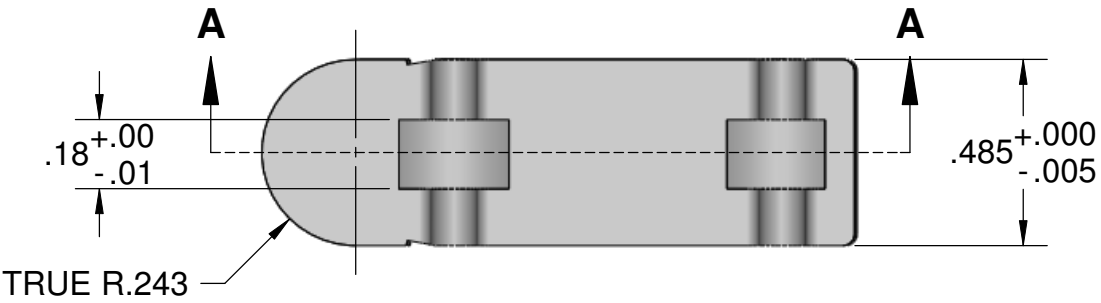
TITLE
SPRING, SEAR
1st MADE FOR: M1911-A1 REDUX

SIZE B	DWG NO 6008602	REV X
------------------	--------------------------	-----------------

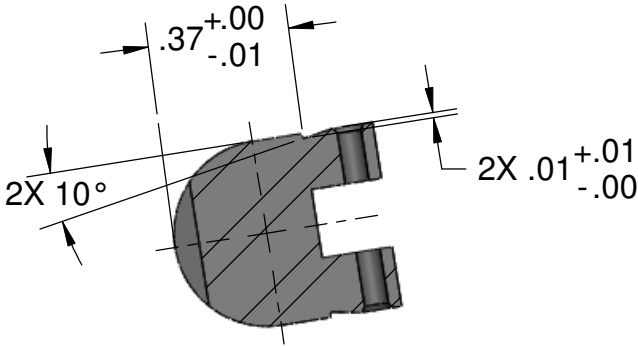
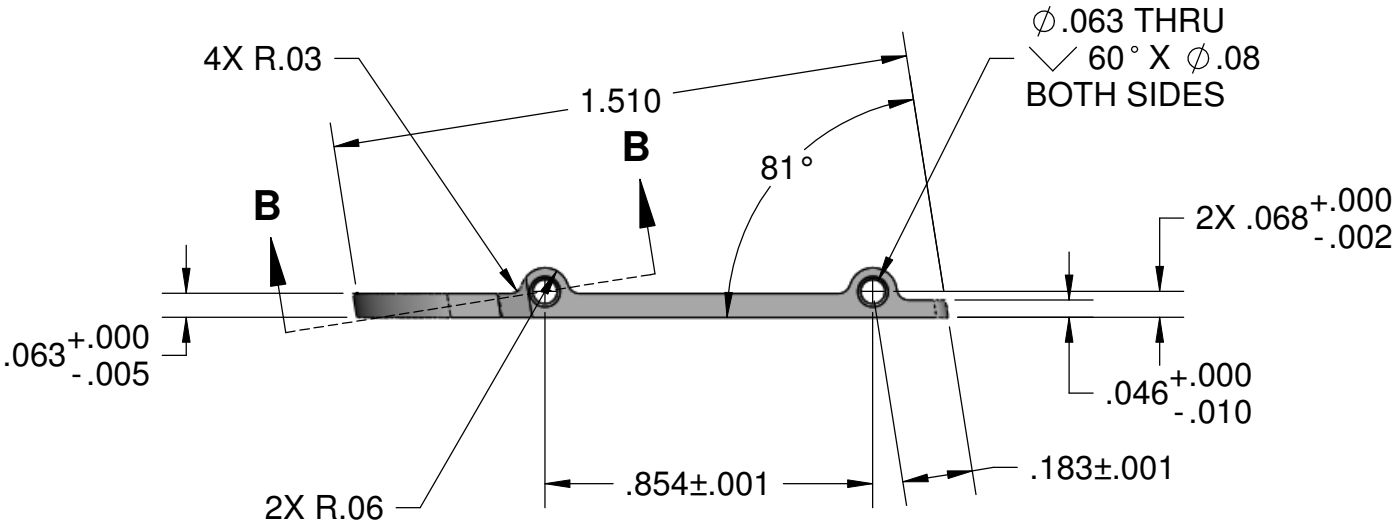
SCALE: 2:1	WEIGHT: 0.01 LB	SHEET 1 of 1
------------	-----------------	--------------



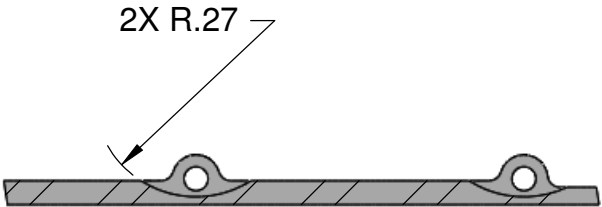
REVISION HISTORY			
REV	DESCRIPTION	DATE	APPRVD



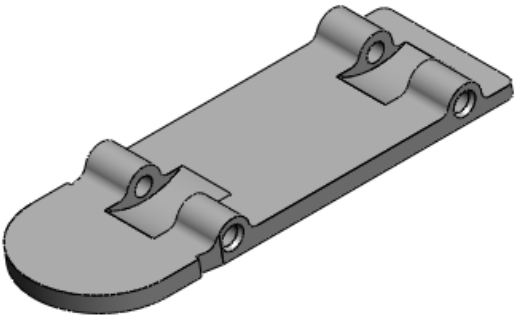
- NOTES:
- MATERIAL:
WROUGHT: STEEL, 1018, ASTM A108.
CAST: STEEL, IC1020, ASTM A732.



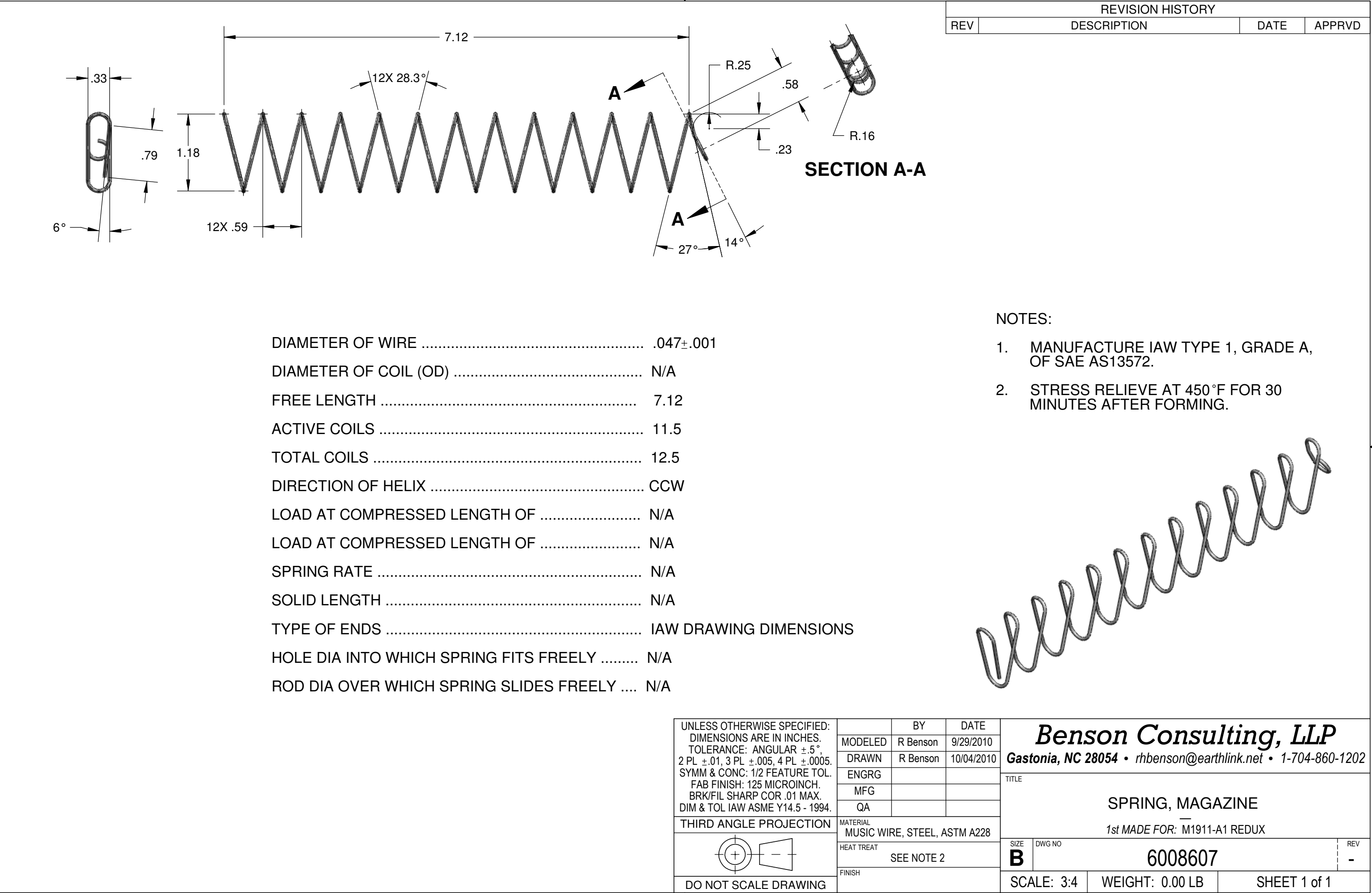
SECTION B-B

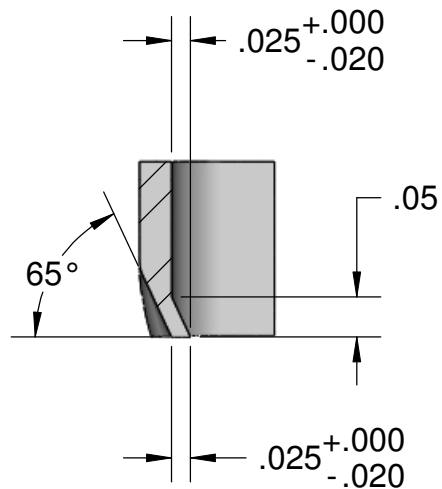


SECTION A-A

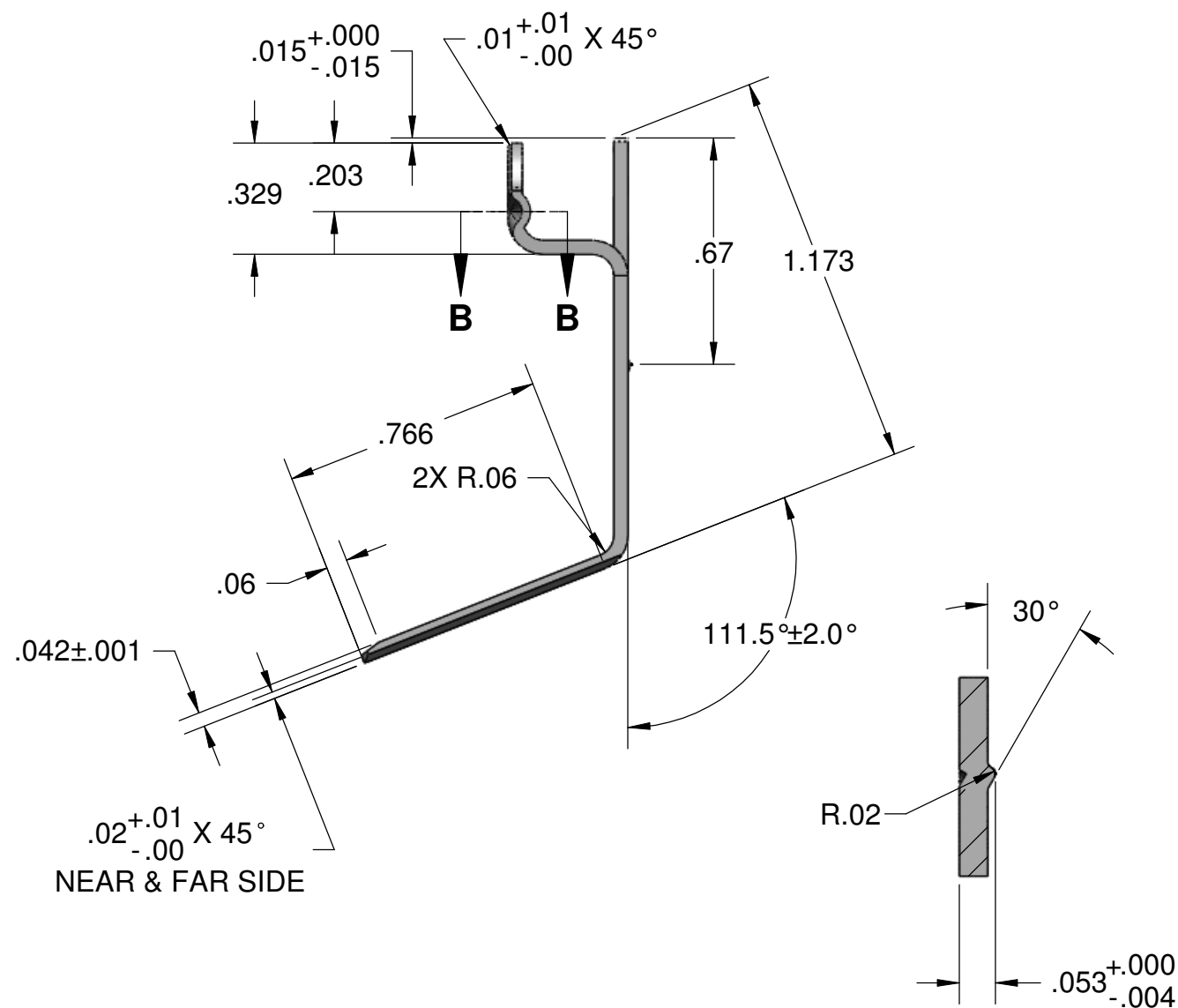


UNLESS OTHERWISE SPECIFIED: DIMENSIONS ARE IN INCHES. TOLERANCE: ANGULAR $\pm 5^\circ$, 2 PL $\pm .01$, 3 PL $\pm .005$, 4 PL $\pm .0005$, SYMM & CONC: 1/2 FEATURE TOL. FAB FINISH: 125 MICROINCH. BRK/FIL SHARP COR .005 MAX. DIM & TOL IAW ASME Y14.5 - 1994.				Benson Consulting, LLP Gastonia, NC 28054 • rhbenson@earthlink.net • 1-704-860-1202			
				TITLE BASE, MAGAZINE 1st MADE FOR: M1911-A1 REDUX			
THIRD ANGLE PROJECTION				MATERIAL SEE NOTE 1			
				HEAT TREAT			
				FINISH PARA 5.3.1.2 OF MIL-STD-171			
DO NOT SCALE DRAWING				SCALE: 2:1			
				WEIGHT: 0.01 LB			
				SHEET 1 of 1			

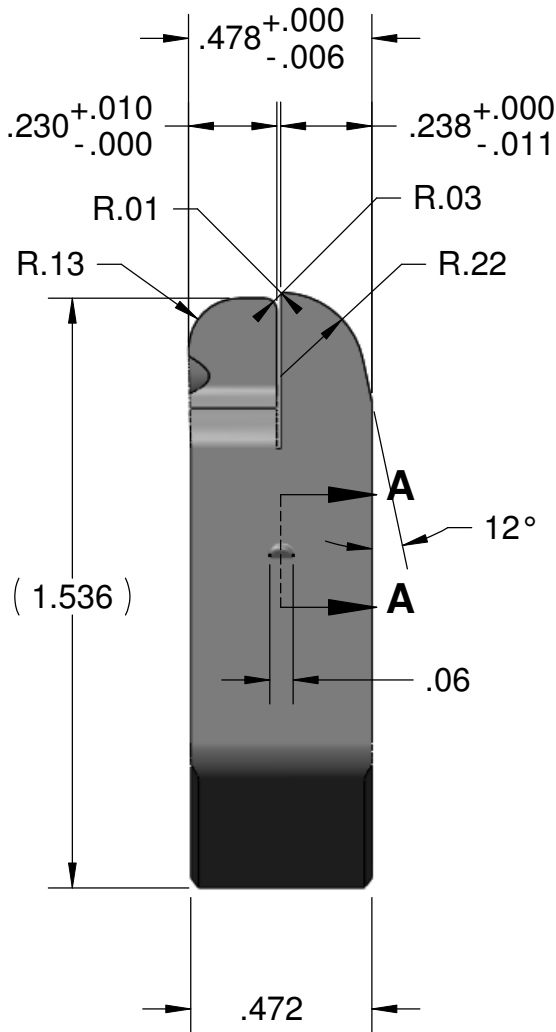




SECTION B-B
SCALE 4 : 1

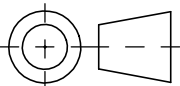


SECTION A-A
SCALE 4 : 1



UNLESS OTHERWISE SPECIFIED:
DIMENSIONS ARE IN INCHES.
TOLERANCE: ANGULAR $\pm 5^\circ$
2 PL $\pm .01$, 3 PL $\pm .005$, 4 PL $\pm .0005$,
SYMM & CONC: 1/2 FEATURE TOL.
FAB FINISH: 125 MICROINCH.
BRK/FIL SHARP COR .005 MAX.
DIM & TOL IAW ASME Y14.5 - 1994.

THIRD ANGLE PROJECTION



DO NOT SCALE DRAWING

	BY	DATE
MODELED	R Benson	08/13/2010
DRAWN	R Benson	09/10/2010
ENGRG		
MFG		
QA		

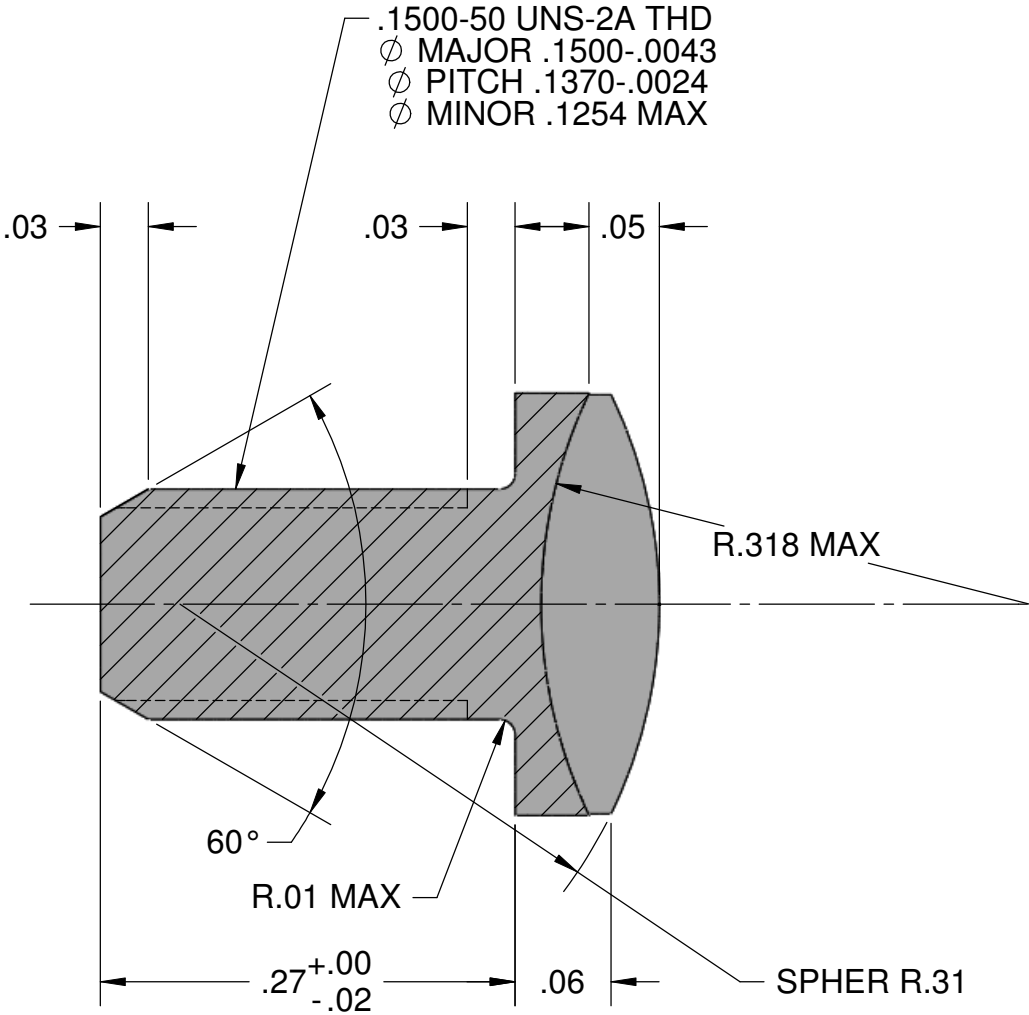
MATERIAL
STL, CR, CS TYPE B, ASTM A1008

HEAT TREAT

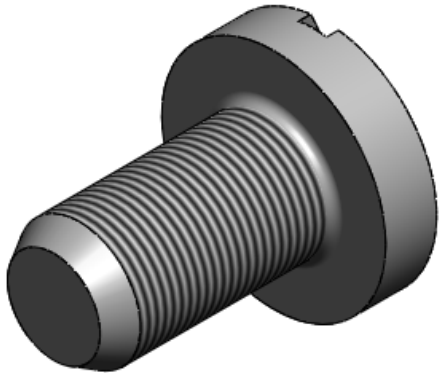
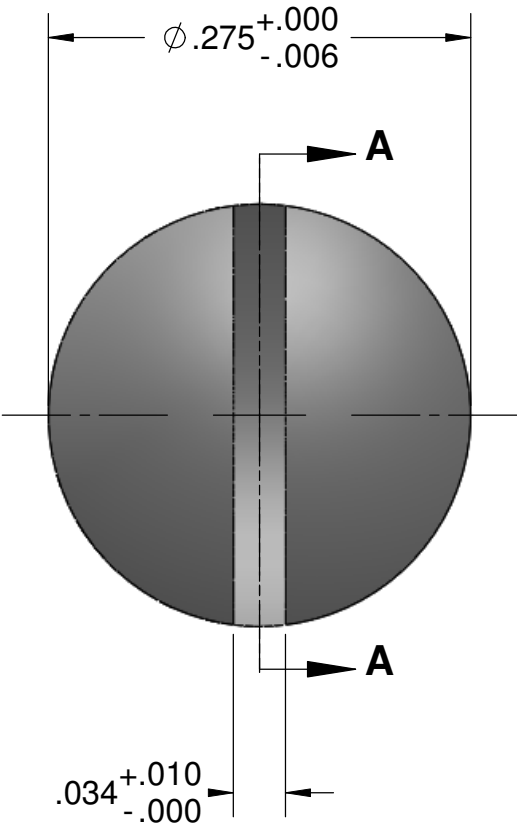
FINISH
PARA 5.3.1.2 OF MIL-STD-171

Benson Consulting, LLP Gastonia, NC 28054 • rhbenenson@earthlink.net • 1-704-860-1202			
TITLE FOLLOWER, MAGAZINE 1st MADE FOR: M1911-A1 REDUX			
SIZE B	DWG NO 6008608	REV X	
SCALE: 2:1		WEIGHT: 0.01 LB	SHEET 1 of 1

REVISION HISTORY			
REV	DESCRIPTION	DATE	APPRVD

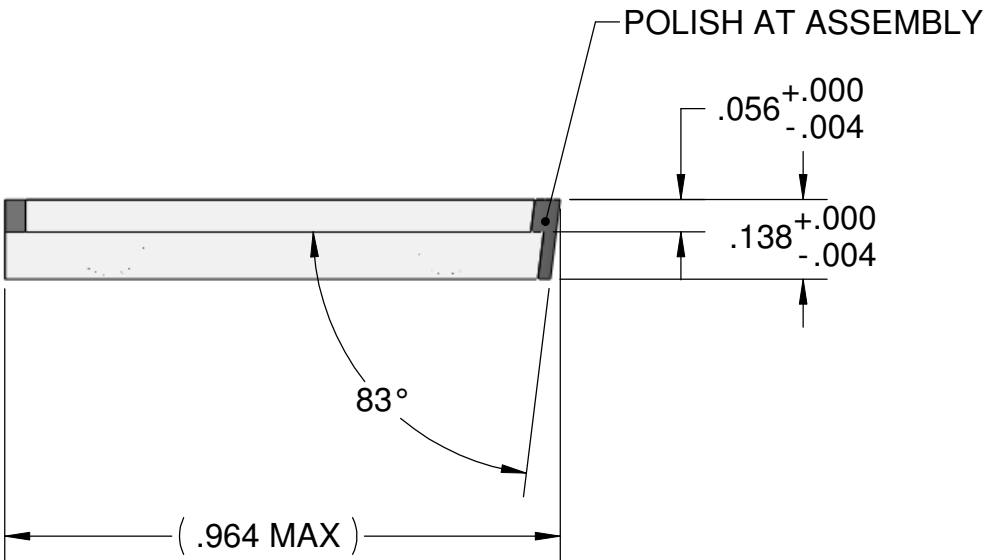


SECTION A-A

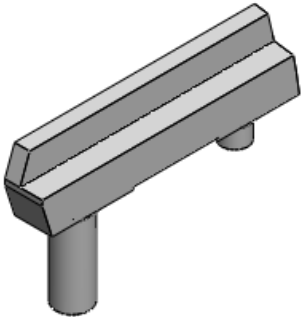
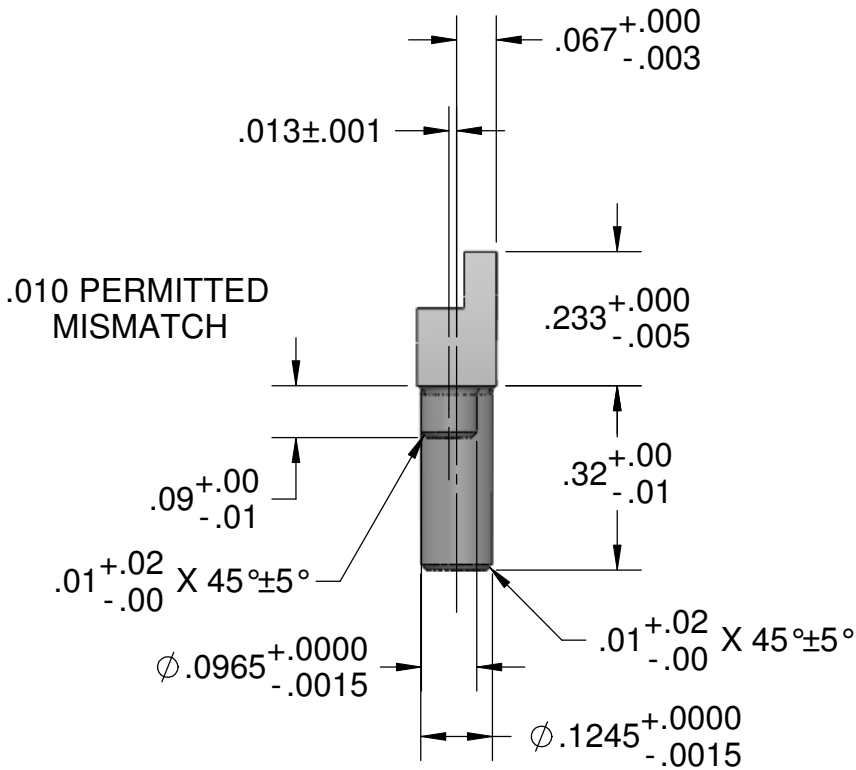
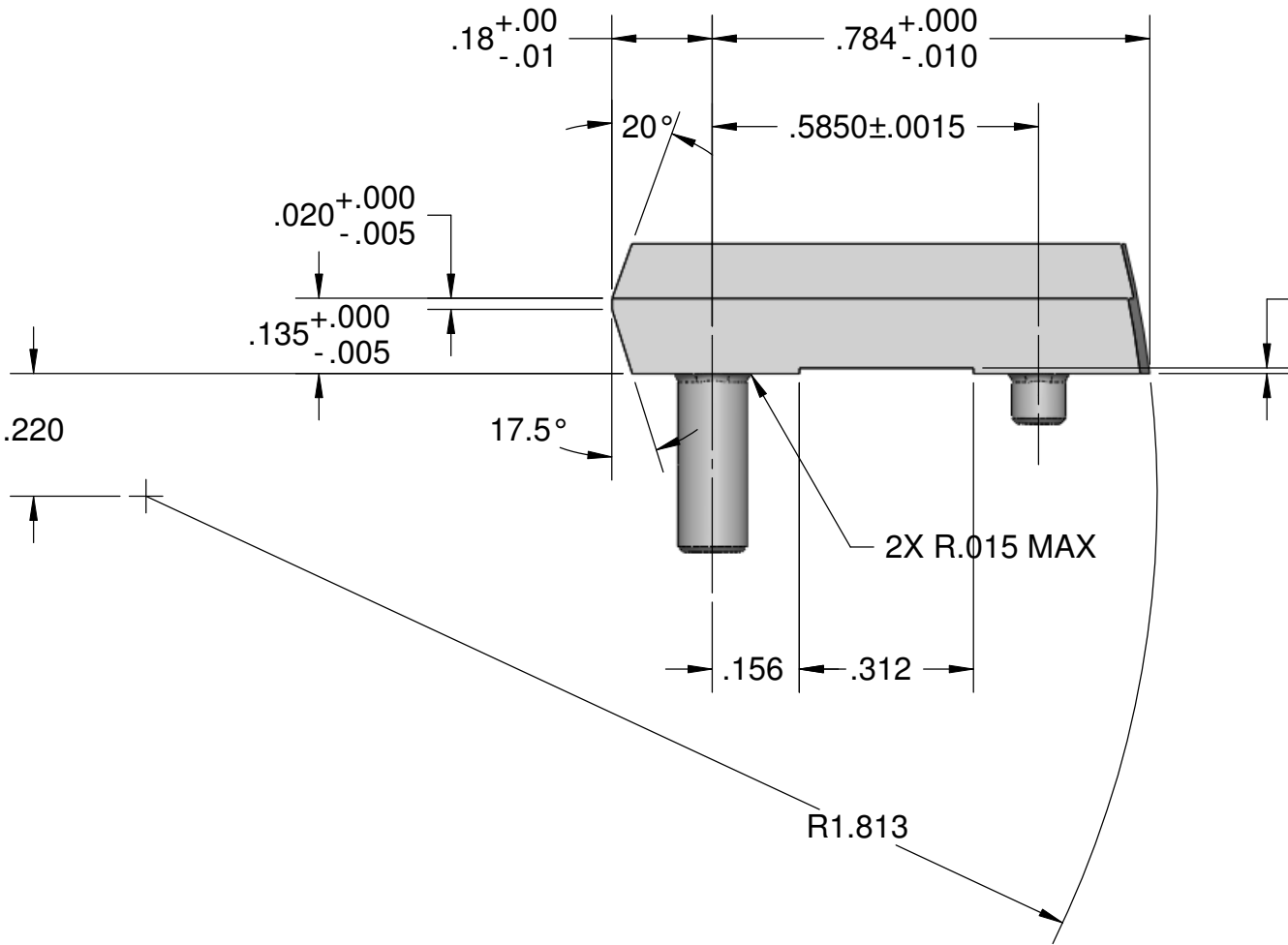


UNLESS OTHERWISE SPECIFIED: DIMENSIONS ARE IN INCHES. TOLERANCE: ANGULAR $\pm 5^\circ$. 2 PL $\pm .01$, 3 PL $\pm .005$, 4 PL $\pm .0005$, SYMM & CONC: 1/2 FEATURE TOL. FAB FINISH: 125 MICROINCH. BRK/FIL SHARP EDGES .005 MAX. DIM & TOL IAW ASME Y14.5 - 1994.				Benson Consulting, LLP Gastonia, NC 28054 • rhbenson@earthlink.net • 1-704-860-1202			
				TITLE SCREW, STOCK 1st MADE FOR: M1911-A1 REDUX			
THIRD ANGLE PROJECTION				MATERIAL STEEL, 1117, ASTM A108			
				HEAT TREAT CASE DP .002-.005, RH C 48-52			
				FINISH PARA 5.3.1.2 OF MIL-STD-171			
DO NOT SCALE DRAWING				SCALE: 8:1 WEIGHT: 0.00 LB SHEET 1 of 1			

REVISION HISTORY			
REV	DESCRIPTION	DATE	APPRVD



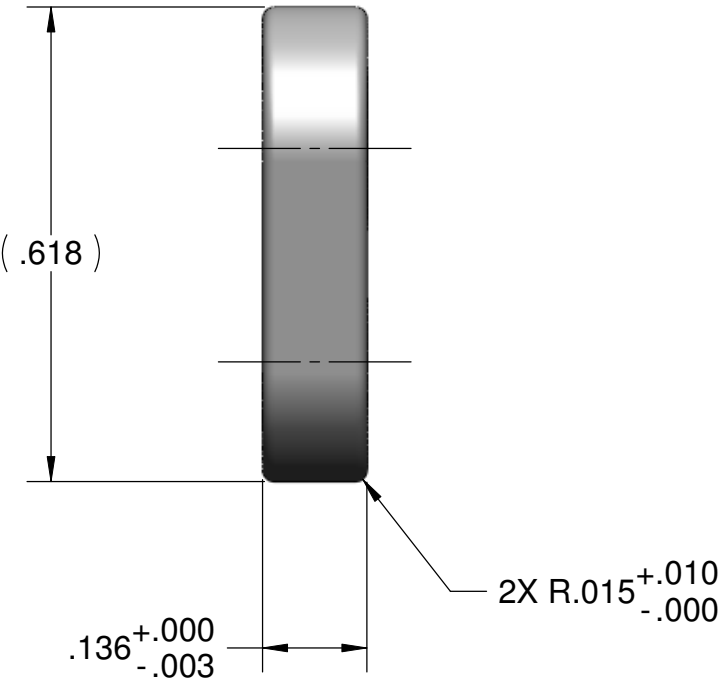
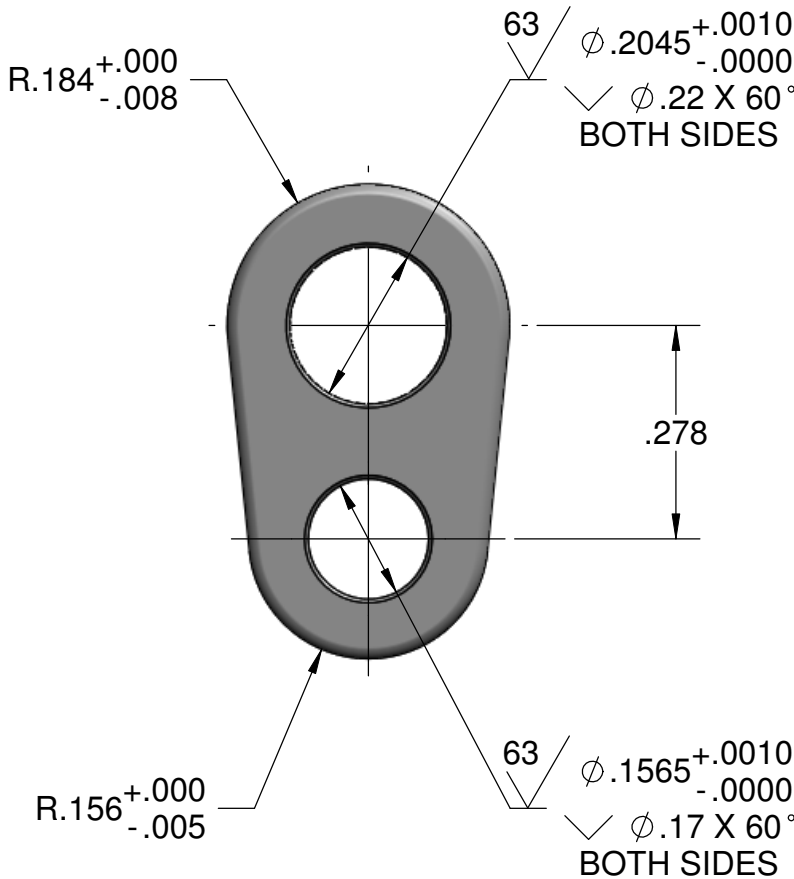
- NOTES:
- MATERIAL: STEEL, 1144, ASTM A311; AUSTENITIC GRAIN SIZE 6 OR FINER.
 - HEAT TREATMENT: HEAT LARGE PIN END 1450 TO 1500 °F; OIL QUENCH. TEMPER 20 MINUTES AT HEAT TO RH C 48-52. LEAVE LONG PIN SOFT OR SOFTEN LONG PIN ONLY, SUFFICIENT FOR DRILLING.

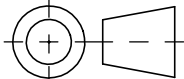


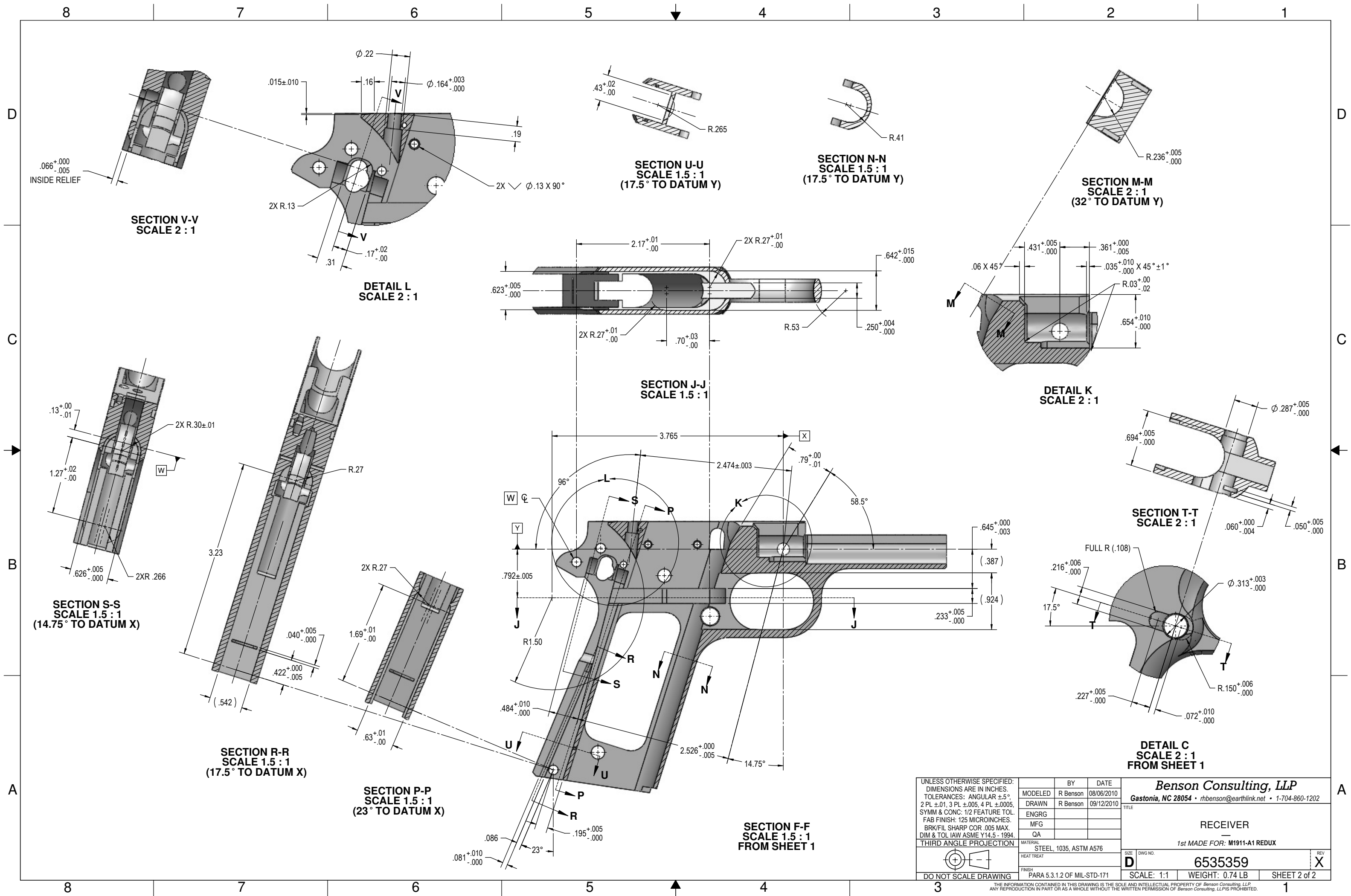
UNLESS OTHERWISE SPECIFIED: DIMENSIONS ARE IN INCHES. TOLERANCE: ANGULAR ±.5°. 2 PL ±.01, 3 PL ±.005, 4 PL ±.0005, SYMM & CONC: 1/2 FEATURE TOL. FAB FINISH: 125 MICROINCH. BRK/FIL SHARP COR .005 MAX. DIM & TOL IAW ASME Y14.5 - 1994.				Benson Consulting, LLP Gastonia, NC 28054 • rhbenson@earthlink.net • 1-704-860-1202			
				TITLE EJECTOR 1st MADE FOR: M1911-A1 REDUX			
THIRD ANGLE PROJECTION				SIZE B			
				DWG NO 6019024			
				REV X			
DO NOT SCALE DRAWING				SCALE: 3:1			
				WEIGHT: 0.01 LB		SHEET 1 of 1	

REVISION HISTORY			
REV	DESCRIPTION	DATE	APPRVD

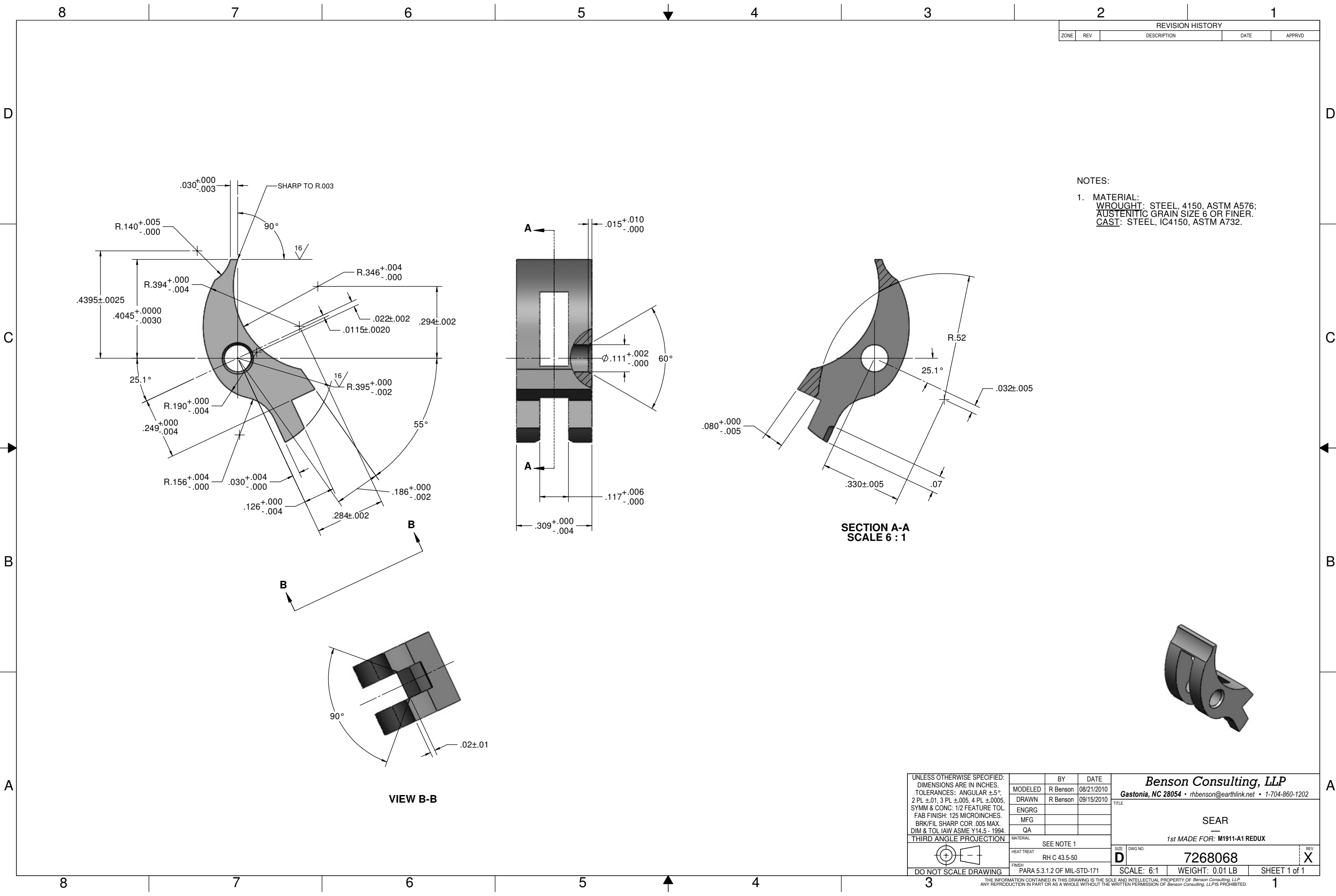
- NOTES:
1. MATERIAL: STEEL, 1045, ASTM A576;
AUSTENITIC GRAIN SIZE 7 OR FINER.



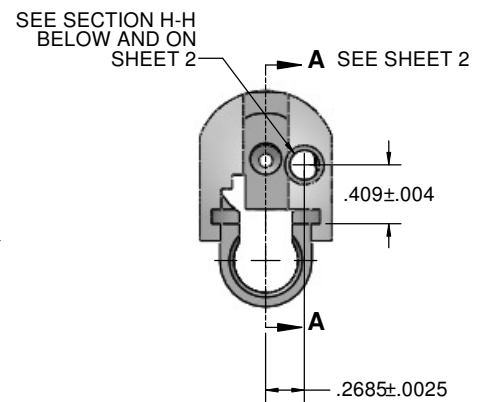
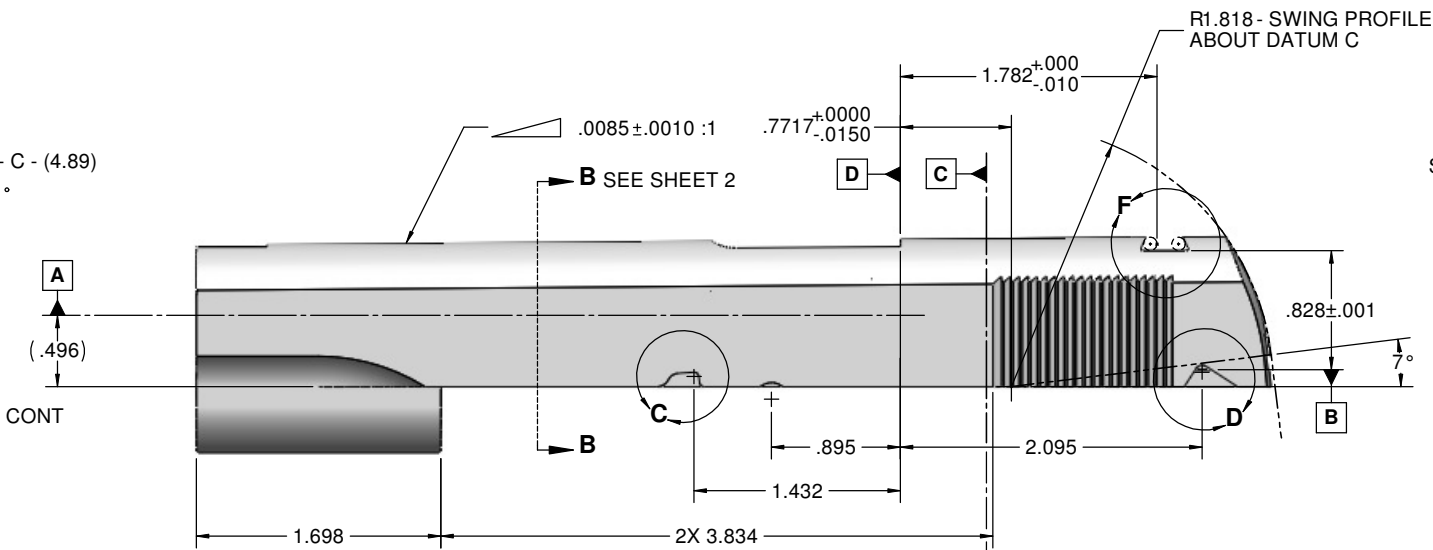
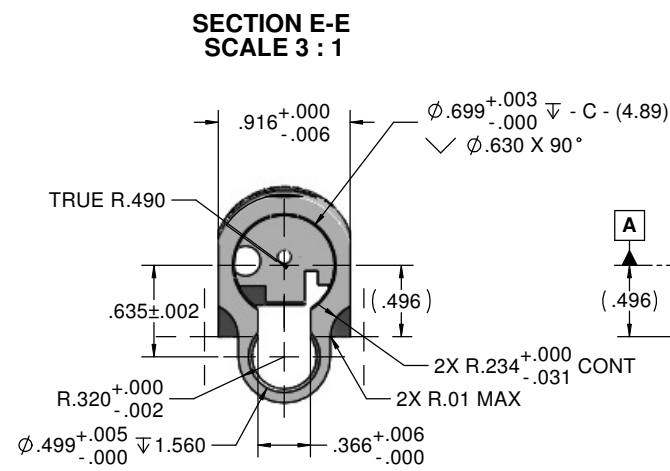
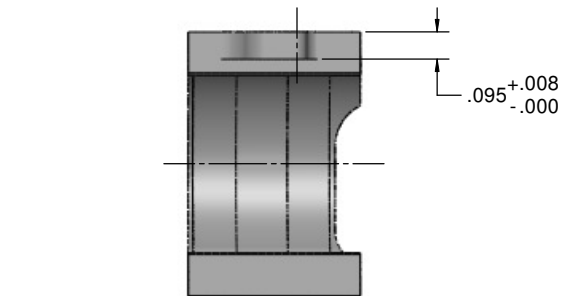
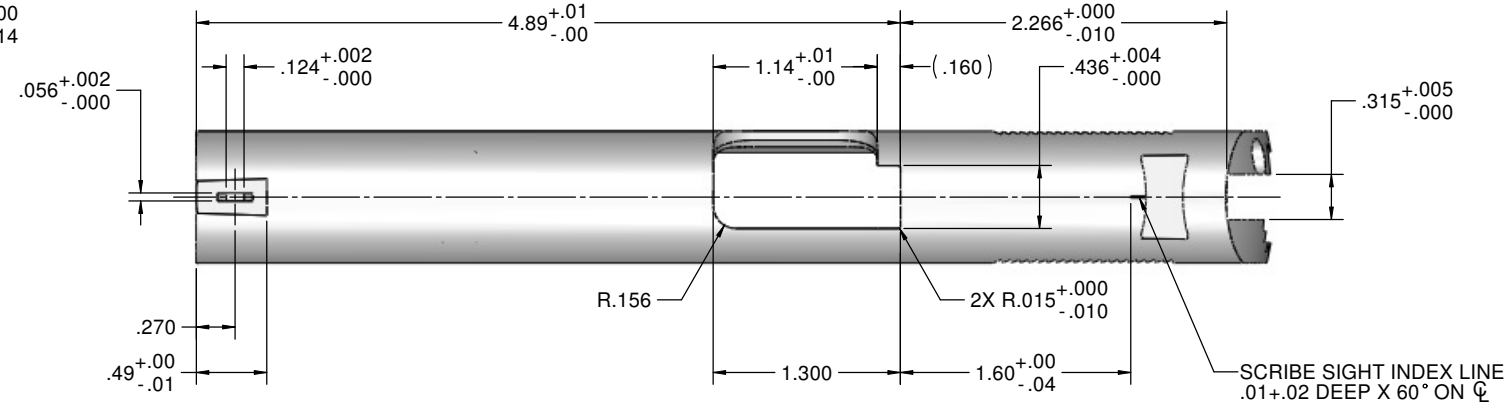
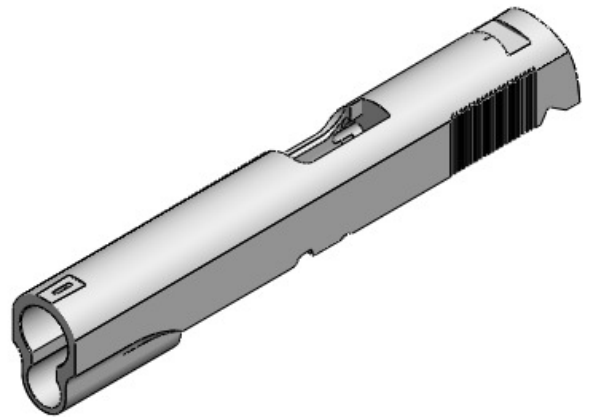
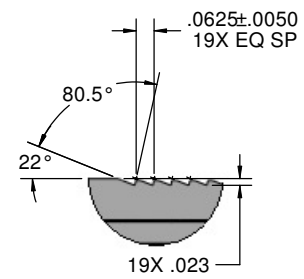
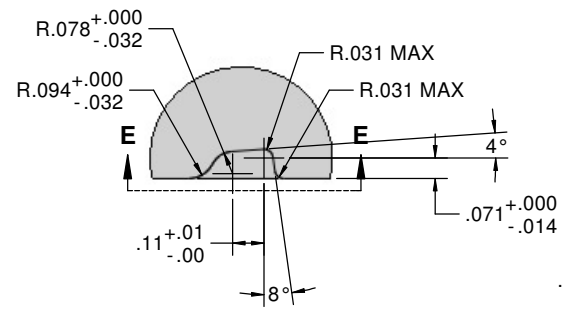
UNLESS OTHERWISE SPECIFIED: DIMENSIONS ARE IN INCHES. TOLERANCE: ANGULAR $\pm .5^\circ$. 2 PL $\pm .01$, 3 PL $\pm .005$, 4 PL $\pm .0005$, SYMM & CONC: 1/2 FEATURE TOL. FAB FINISH: 125 MICROINCH. BRK/FIL SHARP COR .005 MAX. DIM & TOL IAW ASME Y14.5 - 1994.		BY	DATE	<div><i>Benson Consulting, LLP</i></div> <div>Gastonia, NC 28054 • rhbenson@earthlink.net • 1-704-860-1202</div> <div>TITLE</div> <div>LINK, BARREL</div> <div>1st MADE FOR: M1911-A1 REDUX</div>					
	MODELED	R Benson	07/29/2010						
	DRAWN	R Benson	09/15/2010						
	ENGRG			SIZE B		DWG NO 7267771		REV X	
	MFG								
	QA								
THIRD ANGLE PROJECTION	MATERIAL SEE NOTE 1								
	HEAT TREAT AUSTEMPER; RH C 40-47								
	FINISH PARA 5.3.1.2 OF MIL-STD-171								
DO NOT SCALE DRAWING				SCALE: 4:1		WEIGHT: 0.01 LB		SHEET 1 of 1	



UNLESS OTHERWISE SPECIFIED: DIMENSIONS ARE IN INCHES. TOLERANCES: ANGULAR ±.5° 2 PL ±.01, 3 PL ±.005, 4 PL ±.0005, SYMM & CONC: 1/2 FEATURE TOL. FAB FINISH: 125 MICROINCHES. BRK/FIL SHARP COR .005 MAX. DIM & TOL IAW ASME Y14.5 - 1994.				Benson Consulting, LLP Gastonia, NC 28054 • rhbenson@earthlink.net • 1-704-860-1202			
THIRD ANGLE PROJECTION		MATERIAL STEEL, 1035, ASTM A576		SIZE D		REV X	
DO NOT SCALE DRAWING		PARA 5.3.1.2 OF MIL-STD-171		SCALE: 1:1		WEIGHT: 0.74 LB	
				SHEET 2 of 2			

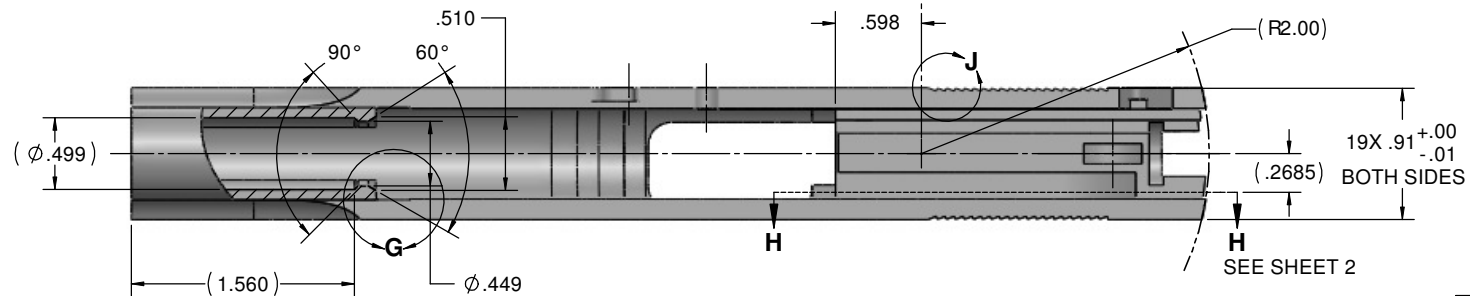
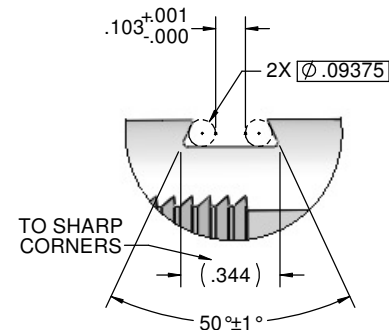
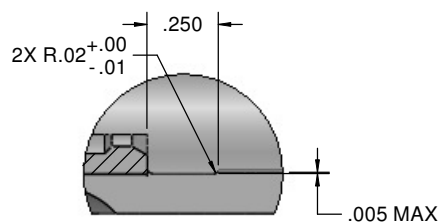
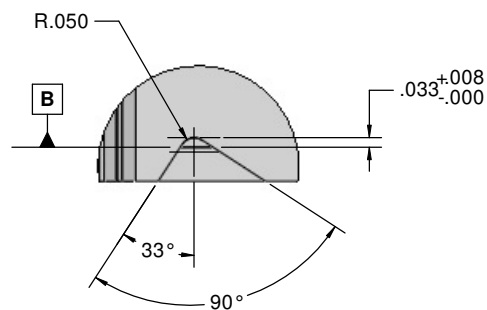



REVISION HISTORY				
ZONE	REV	DESCRIPTION	DATE	APPRVD

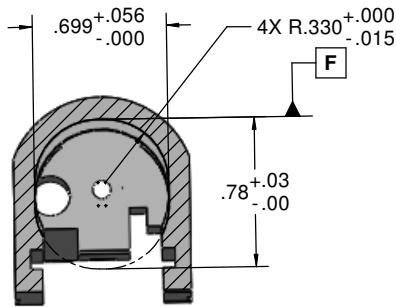


NOTES:

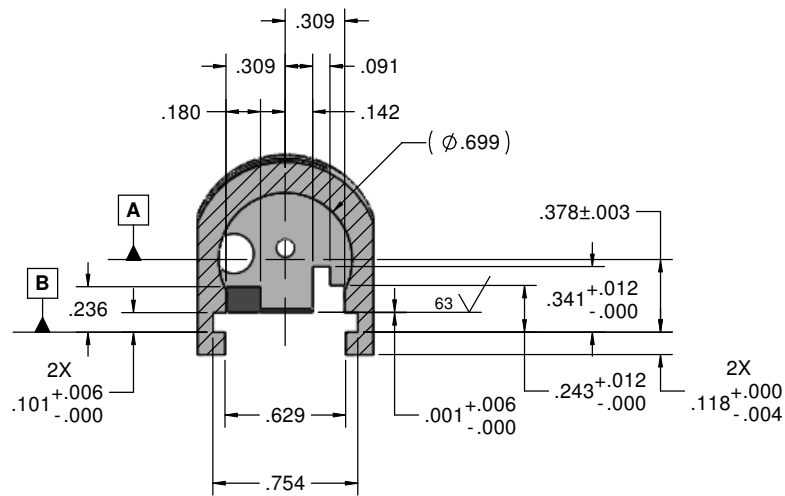
1. MATERIAL: STEEL, 4140, ASTM A108;
AUSTENITE GRAIN SIZE 5 OR FINER.



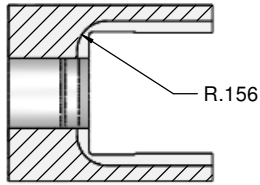
UNLESS OTHERWISE SPECIFIED: DIMENSIONS ARE IN INCHES. TOLERANCES: ANGULAR $\pm .5^\circ$, 2 PL $\pm .01$, 3 PL $\pm .005$, 4 PL $\pm .0005$, SYMM & CONC: 1/2 FEATURE TOL. FAB FINISH: 125 MICROINCHES. BRK/FIL SHARP COR. .005 MAX. DIM & TOL IAW ASME Y14.5 - 1994.		BY	DATE	Benson Consulting, LLP Gastonia, NC 28054 • rhbenson@earthlink.net • 1-704-860-1202		
	MODELED	R Benson	07/26/2010			
	DRAWN	R Benson	07/31/2010	TITLE SLIDE 1st MADE FOR: M1911-A1 REDUX		
	ENGRG					
	MFG					
	QA			SIZE	DWG NO.	REV
THIRD ANGLE PROJECTION	MATERIAL	SEE NOTE 1		D	7790314	X
	HEAT TREAT	RH C 48-52		SCALE: 3:2		
	FINISH	PARA 5.3.1.2 OF MIL-STD-171		WEIGHT: 0.83 LB		
DO NOT SCALE DRAWING				SHEET 1 of 2		



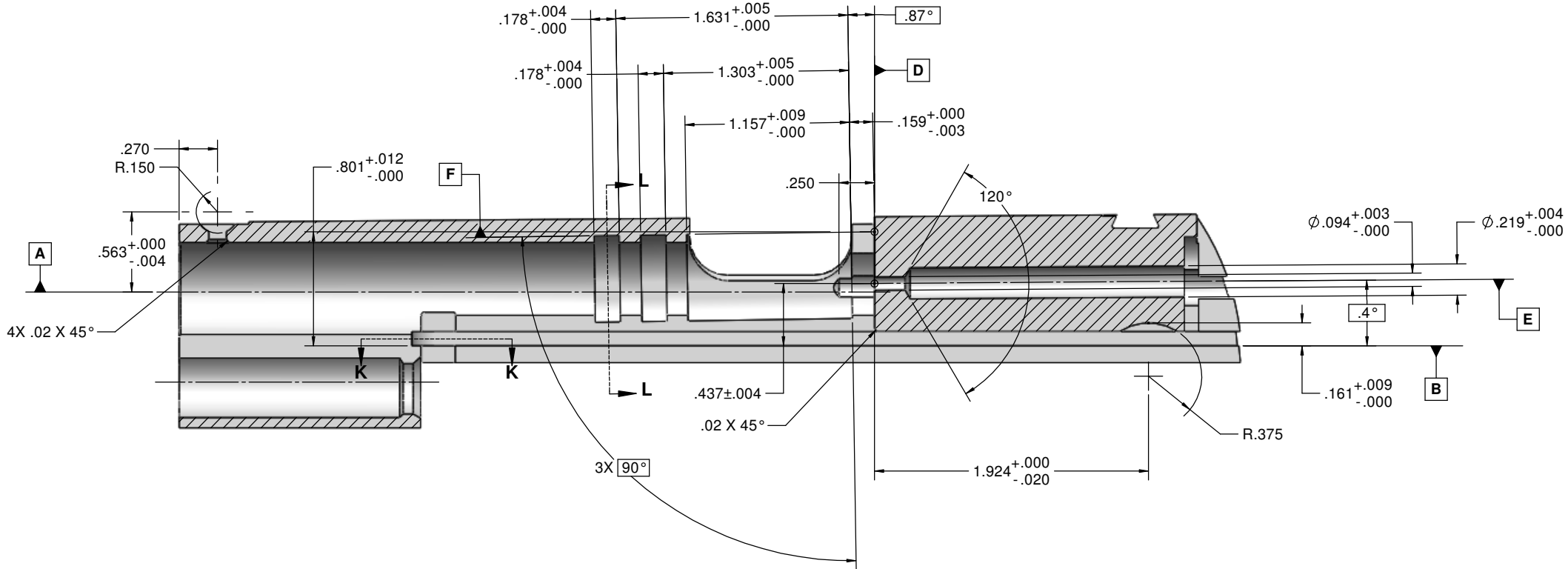
SECTION L-L
SCALE 2 : 1
BREECH LOCK PROFILE
3 PLACES ALONG DATUM F



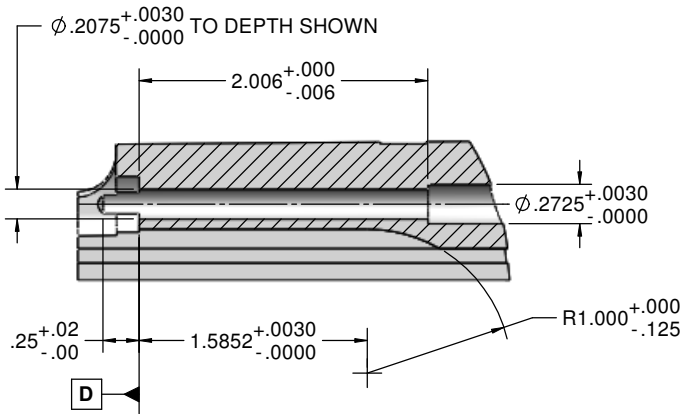
SECTION B-B
SCALE 2 : 1
FROM SHEET 1



SECTION K-K
SCALE 2 : 1

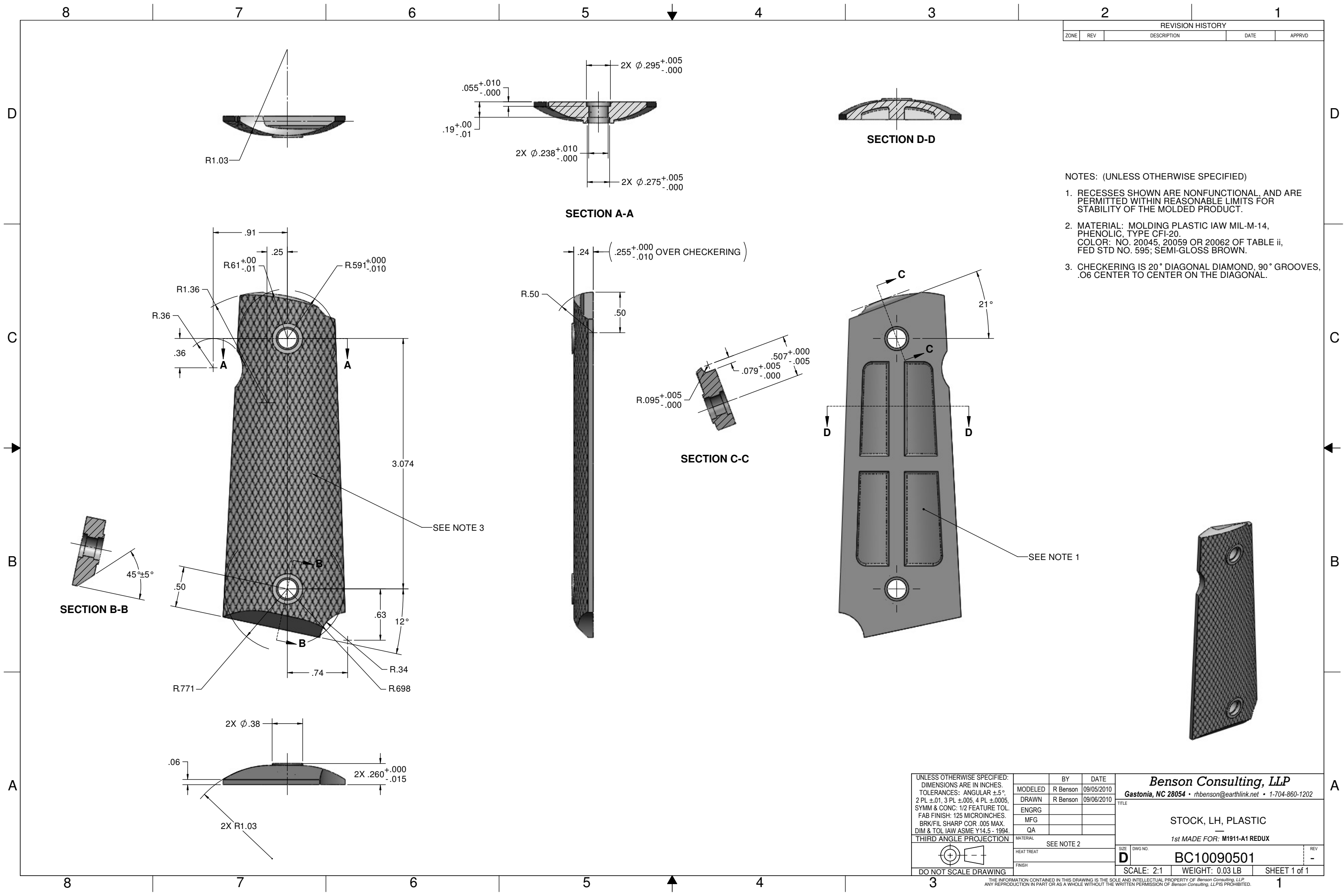


SECTION A-A
SCALE 2 : 1
FROM SHEET 1



SECTION H-H
FROM SHEET 1

UNLESS OTHERWISE SPECIFIED: DIMENSIONS ARE IN INCHES. TOLERANCES: ANGULAR ±.5° 2 PL ±.01, 3 PL ±.005, 4 PL ±.0005, SYMM & CONC: 1/2 FEATURE TOL. FAB FINISH: 125 MICROINCHES. BRK/FIL SHARP COR .005 MAX. DIM & TOL IAW ASME Y14.5 - 1994.				Benson Consulting, LLP Gastonia, NC 28054 • rhbenson@earthlink.net • 1-704-860-1202			
THIRD ANGLE PROJECTION				SLIDE			
DO NOT SCALE DRAWING				1st MADE FOR: M1911-A1 REDUX			
PARA 5.3.1.2 OF MIL-STD-171				7790314			
SCALE: 3:2				WEIGHT: 0.83 LB			
SHEET 2 of 2				REV X			

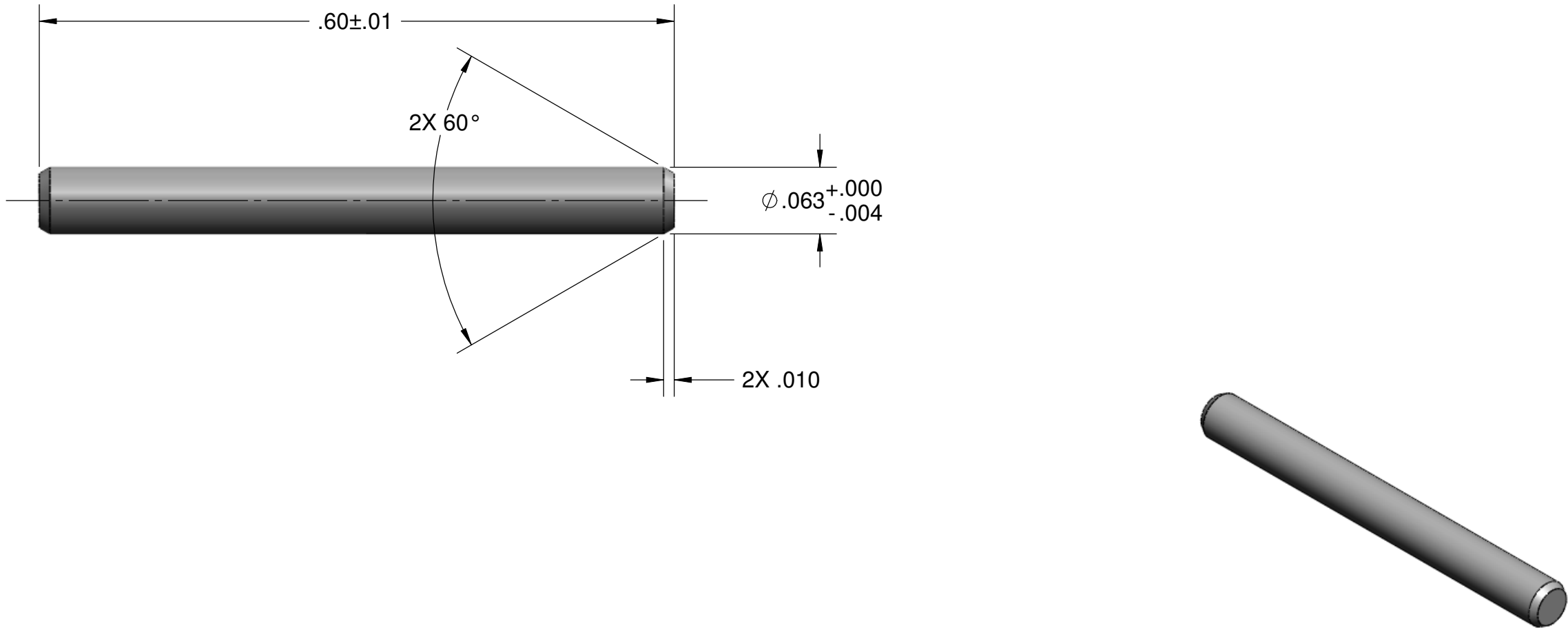


REVISION HISTORY				
ZONE	REV	DESCRIPTION	DATE	APPRVD

- NOTES: (UNLESS OTHERWISE SPECIFIED)
- RECESSES SHOWN ARE NONFUNCTIONAL, AND ARE PERMITTED WITHIN REASONABLE LIMITS FOR STABILITY OF THE MOLDED PRODUCT.
 - MATERIAL: MOLDING PLASTIC IAW MIL-M-14, PHENOLIC, TYPE CFI-20.
COLOR: NO. 20045, 20059 OR 20062 OF TABLE ii, FED STD NO. 595; SEMI-GLOSS BROWN.
 - CHECKERING IS 20° DIAGONAL DIAMOND, 90° GROOVES, .06 CENTER TO CENTER ON THE DIAGONAL.


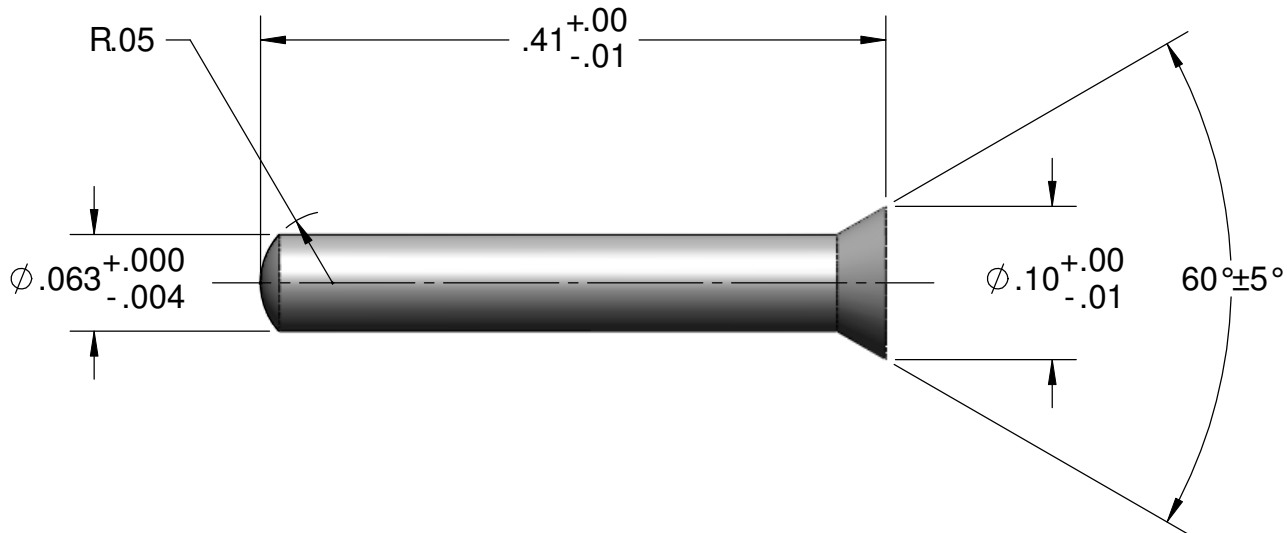
UNLESS OTHERWISE SPECIFIED: DIMENSIONS ARE IN INCHES. TOLERANCES: ANGULAR ±5°, 2 PL ±.01, 3 PL ±.005, 4 PL ±.0005, SYMM & CONC: 1/2 FEATURE TOL. FAB FINISH: 125 MICROINCHES. BRK/FIL SHARP COR .005 MAX. DIM & TOL IAW ASME Y14.5 - 1994.				Benson Consulting, LLP			
				Gastonia, NC 28054 • rhbenson@earthlink.net • 1-704-860-1202			
THIRD ANGLE PROJECTION				TITLE			
DO NOT SCALE DRAWING				STOCK, LH, PLASTIC			
				1st MADE FOR: M1911-A1 REDUX			
				1			

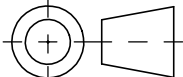
REVISION HISTORY			
REV	DESCRIPTION	DATE	APPRVD



UNLESS OTHERWISE SPECIFIED: DIMENSIONS ARE IN INCHES. TOLERANCE: ANGULAR $\pm 5^\circ$. 2 PL $\pm .01$, 3 PL $\pm .005$, 4 PL $\pm .0005$, SYMM & CONC: 1/2 FEATURE TOL. FAB FINISH: 125 MICROINCH. BRK/FIL SHARP COR .005 MAX. DIM & TOL IAW ASME Y14.5 - 1994.				Benson Consulting, LLP <i>Gastonia, NC 28054 • rhbenson@earthlink.net • 1-704-860-1202</i>			
				TITLE PIN, MAGAZINE BASE 1st MADE FOR: M1911-A1 REDUX			
THIRD ANGLE PROJECTION				SIZE	DWG NO	REV	
				B	BC10091601		-
				SCALE: 8:1		WEIGHT: 0.00 LB	
DO NOT SCALE DRAWING				SHEET 1 of 1			

REVISION HISTORY			
REV	DESCRIPTION	DATE	APPRVD



UNLESS OTHERWISE SPECIFIED: DIMENSIONS ARE IN INCHES. TOLERANCE: ANGULAR $\pm .5^\circ$, 2 PL $\pm .01$, 3 PL $\pm .005$, 4 PL $\pm .0005$, SYMM & CONC: 1/2 FEATURE TOL. FAB FINISH: 125 MICROINCH. BRK/FIL SHARP COR .005 MAX. DIM & TOL IAW ASME Y14.5 - 1994.		BY	DATE	<div><i>Benson Consulting, LLP</i></div> <div><i>Gastonia, NC 28054 • rhbenson@earthlink.net • 1-704-860-1202</i></div> <div>TITLE</div> <div>PIN, MAINSPRING CAP</div> <div>1st MADE FOR: M1911-A1 REDUX</div>						
	MODELED	R Benson	08/24/2010							
	DRAWN	R Benson	09/16/2010							
	ENGRG			SIZE B	DWG NO BC10091602	REV -				
	MFG									
	QA									
THIRD ANGLE PROJECTION	MATERIAL DRILL ROD, O2, ASTM A681			SCALE: 12:1			WEIGHT: 0.00 LB		SHEET 1 of 1	
	HEAT TREAT RH C 34.5-41									
DO NOT SCALE DRAWING	FINISH PARA 5.3.1.2 OF MIL-STD-171									

THE INFORMATION CONTAINED IN THIS DRAWING IS THE SOLE AND INTELLECTUAL PROPERTY OF Benson Consulting, LLP.
ANY REPRODUCTION IN PART OR AS A WHOLE WITHOUT THE WRITTEN PERMISSION OF Benson Consulting, LLP IS PROHIBITED.